APPENDIX A BLOWER PERFORMANCE DATA -AC & HP

6 TON
MODELS : DHH0723D,DHH0724D & DHH0727D WITH DDC CONTROL
STANDARD STATIC
DOWN FLOW

CFM	0.2			0.4			0.6			0.8			1.0		
	RPM	DDC %	BHP	RPM	DDC %	BHP	RPM	DDC %	BHP	RPM	DDC %	BHP	RPM	DDC %	BHP
1200	574	30	0.17	692	36	0.23	814	42	0.28	912	47	0.34	990	51	0.47
1400	633	39	0.23	739	44	0.29	849	50	0.35	939	54	0.42	1013	58	0.57
1600	691	48	0.31	787	53	0.38	884	57	0.44	967	62	0.51	1036	65	0.70
1800	750	57	0.41	835	61	0.49	920	65	0.55	994	69	0.63	1059	73	0.85
2000	808	66	0.56	882	70	0.64	955	73	0.68	1021	77	0.76	1082	80	1.04
2200	867	75	0.75	930	78	0.83	990	81	0.85	1048	84	0.93			
2400	925	83	1.02	978	86	1.08	1026	89	1.06						
2600															
2800															
3000															

Shaded area indicates air flow below 1800 SCFM (300 SCFM/ton) that is not recommended for High Stage cooling or heating.
Valid motor operating range for DDC% setting is 20 - 90.

HORIZONTAL FLOW

CFM	0.2			0.4			0.6			0.8			1.0		
	RPM	DDC %	BHP	RPM	DDC %	BHP	RPM	DDC %	BHP	RPM	DDC %	BHP	RPM	DDC %	BHP
1200	586	31	0.15	709	37	0.23	807	41	0.28	910	46	0.35	994	50	0.43
1400	646	40	0.20	759	45	0.29	851	49	0.36	946	54	0.44	1024	57	0.52
1600	706	48	0.27	808	53	0.38	894	57	0.46	981	61	0.55	1055	65	0.64
1800	766	57	0.35	857	61	0.49	938	65	0.59	1016	68	0.69	1085	72	0.78
2000	826	66	0.47	907	69	0.64	981	73	0.74	1051	76	0.86	1115	79	0.95
2200	886	74	0.62	956	77	0.83	1025	81	0.95	1087	83	1.07	1146	86	1.16
2400	947	83	0.82	1005	85	1.08	1068	88	1.20						
2600	1007	90	1.08												
2800															
3000															

Shaded area indicates air flow below 1800 SCFM (300 SCFM/ton) that is not recommended for High Stage cooling or heating.
Valid motor operating range for DDC% setting is 20 - 90.

6 TON
MODELS : DHH0723W,DHH0724W & DHH0727W WITH DDC CONTROL
HIGH STATIC
DOWN FLOW

CFM	0.2			0.4			0.6			0.8			1.0		
	RPM	DDC %	BHP	RPM	DDC %	BHP	RPM	DDC %	BHP	RPM	DDC %	BHP	RPM	DDC %	BHP
1200	604	21	0.19	722	24	0.24	831	28	0.30	928	32	0.39	1019	35	0.44
1400	671	27	0.24	781	31	0.31	883	35	0.37	975	38	0.49	1062	42	0.54
1600	737	34	0.31	840	37	0.39	935	41	0.46	1023	44	0.61	1105	48	0.66
1800	804	41	0.41	899	44	0.50	987	48	0.57	1070	51	0.76	1147	54	0.81
2000	871	47	0.53	958	51	0.64	1040	54	0.71	1117	57	0.95	1190	60	0.99
2200	937	54	0.69	1017	58	0.81	1092	61	0.89	1165	63	1.18	1233	66	1.20
2400	1004	61	0.89	1075	64	1.03	1144	67	1.11	1212	70	1.47	1276	72	1.47
2600	1070	68	1.15	1134	71	1.31	1196	74	1.38	1260	76	1.84	1319	79	1.80
2800	1137	75	1.50	1193	78	1.66	1248	80	1.72	1307	83	1.90	1362	85	2.10
3000	1204	82	1.94	1252	85	2.12	1301	87	2.14	1354	89	2.20			
CFM	1.2			1.4			1.6			1.8			2.0		
	RPM	DDC %	BHP	RPM	DDC %	BHP	RPM	DDC %	BHP	RPM	DDC %	BHP	RPM	DDC %	BHP
1200	1098	39	0.55	1169	43	0.64	1234	46	0.67	1287	43	0.85	1353	46	0.86
1400	1138	45	0.67	1206	48	0.77	1267	51	0.79	1319	49	0.99	1380	52	0.99
1600	1178	51	0.82	1242	54	0.92	1300	56	0.93	1350	55	1.16	1407	58	1.14
1800	1218	57	1.00	1278	60	1.10	1333	62	1.09	1381	61	1.37	1434	63	1.31
2000	1258	63	1.23	1314	65	1.32	1366	67	1.27	1413	67	1.60	1462	69	1.51
2200	1298	69	1.50	1350	71	1.58	1399	72	1.50	1444	74	1.88	1489	75	1.74
2400	1338	75	1.83	1387	76	1.89	1432	78	1.76	1475	80	1.90	1516	81	2.00
2600	1378	80	2.00	1423	82	2.10	1465	83	2.11	1506	86	2.20	1543	87	2.30
2800	1418	86	2.20	1459	87	2.25	1498	89	2.30						
3000															

Shaded area indicates air flow below 1800 SCFM (300 SCFM/ton) that is not recommended for High Stage cooling or heating.
Valid motor operating range for DDC% setting is 20 - 90.

HORIZONTAL FLOW

CFM	0.2			0.4			0.6			0.8			1.0		
	RPM	DDC %	BHP	RPM	DDC %	BHP	RPM	DDC %	BHP	RPM	DDC %	BHP	RPM	DDC %	BHP
1200	578	21	0.18	702	24	0.24	816	28	0.29	922	32	0.36	1014	35	0.46
1400	648	27	0.23	762	30	0.30	867	34	0.36	965	38	0.44	1052	41	0.56
1600	717	34	0.30	822	37	0.38	917	41	0.45	1009	44	0.54	1090	47	0.68
1800	787	41	0.39	882	44	0.49	968	47	0.56	1052	50	0.66	1128	53	0.83
2000	857	48	0.51	942	51	0.62	1019	54	0.70	1095	57	0.80	1166	59	1.02
2200	927	55	0.66	1002	58	0.79	1070	60	0.87	1138	63	0.98	1204	65	1.25
2400	997	62	0.86	1062	64	1.00	1121	67	1.09	1181	69	1.19	1242	71	1.52
2600	1067	69	1.11	1122	71	1.28	1172	73	1.36	1224	75	1.46	1280	77	1.50
2800	1137	76	1.44	1182	78	1.62	1223	80	1.69	1268	81	1.78	1318	83	1.80
3000	1207	83	1.87	1242	85	2.06	1274	86	2.11	1311	88	2.18	1356	89	2.30
CFM	1.2			1.4			1.6			1.8			2.0		
	RPM	DDC %	BHP	RPM	DDC %	BHP	RPM	DDC %	BHP	RPM	DDC %	BHP	RPM	DDC %	BHP
1200	1091	38	0.50	1169	41	0.61	1224	45	0.65	1295	41	0.83	1353	45	0.94
1400	1126	44	0.60	1200	47	0.73	1256	50	0.77	1324	48	0.98	1381	51	1.10
1600	1161	50	0.72	1231	52	0.88	1287	55	0.90	1352	54	1.15	1409	57	1.30
1800	1196	56	0.86	1262	58	1.05	1319	61	1.05	1381	60	1.35	1437	63	1.52
2000	1231	62	1.03	1293	64	1.26	1351	66	1.24	1409	67	1.58	1465	69	1.78
2200	1266	67	1.23	1324	69	1.51	1382	71	1.45	1437	73	1.86	1493	75	2.09
2400	1301	73	1.47	1355	75	1.80	1414	77	1.70	1466	80	2.18	1521	81	2.46
2600	1336	79	1.76	1386	81	2.16	1445	82	2.00	1494	86	2.20	1550	87	2.25
2800	1371	85	2.11	1417	86	2.20	1477	88	2.30						
3000															

Shaded area indicates air flow below 1800 SCFM (300 SCFM/ton) that is not recommended for High Stage cooling or heating.
Valid motor operating range for DDC% setting is 20 - 90.

APPENDIX B ELECTRICAL DATA

Model Number	Electrical Rating	Compressor			Outdoor Fan Motor			Indoor Fan Motor			Optional Electric Heat			Optional Powered Convienience	Optional Power Exhaust	Power Supply	
		QTY	RLA	LRA	QTY	HP	FLA	QTY	HP	FLA	Part #	KW*	FLA	FLA	FLA	MCA	MOP
DHC0361D	208/230/1/60	1	14.5	91.0	1	0.17	0.95	1	0.75	5.7	-	-	-	-	-	24.8/24.8	35/35
											-	-	-	9.6/8.7	-	34.4/33.5	45/45
											-	-	-	-	2.2/1.9 (1.7/1.5)	27.0/26.7	40/40
											-	-	-	9.6/8.7	2.2/1.9 (1.7/1.5)	36.6/35.4	50/45
											EH*D-1S05A	3.8/5.0	18.1/20.8	-	-	29.7/33.2	35/35
														9.6/8.7	-	41.7/44.0	45/45
														-	2.2/1.9 (1.7/1.5)	32.4/35.5	40/40
														9.6/8.7	2.2/1.9 (1.7/1.5)	44.4/46.4	50/50
											EH*D-1S10A	7.5/10.0	36.1/41.7	-	-	52.3/59.2	60/60
														9.6/8.7	-	64.3/70.1	70/80
														-	2.2/1.9 (1.7/1.5)	55.0/61.6	60/70
														9.6/8.7	2.2/1.9 (1.7/1.5)	67.0/72.5	70/80
											EH*D-1S15A	11.3/15.0	54.2/62.5	-	-	74.8/85.3	80/90
														9.6/8.7	-	86.8/96.1	90/100
														-	2.2/1.9 (1.7/1.5)	77.6/87.6	80/90
														9.6/8.7	2.2/1.9 (1.7/1.5)	89.6/98.5	90/100
DHC0363D	208/230/3/60	1	9.2	82.0	1	0.17	0.95	1	0.75	5.7	-	-	-	-	-	18.1/18.1	25/25
											-	-	-	9.6/8.7	-	27.7/26.8	35/35
											-	-	-	-	2.2/1.9 (1.7/1.5)	20.3/20.0	25/25
											-	-	-	9.6/8.7	2.2/1.9 (1.7/1.5)	29.9/28.7	35/35
											EH*D-3S05A	3.8/5.0	10.4/12.0	-	-	20.2/22.2	25/25
														9.6/8.7	-	32.2/33.0	35/35
														-	2.2/1.9 (1.7/1.5)	22.9/24.5	25/25
														9.6/8.7	2.2/1.9 (1.7/1.5)	34.9/35.4	35/40
											EH*D-3S10A	7.5/10.0	20.8/24.0	-	-	33.1/37.1	35/40
														9.6/8.7	-	45.1/48.0	50/50
														-	2.2/1.9 (1.7/1.5)	35.8/39.5	40/40
														9.6/8.7	2.2/1.9 (1.7/1.5)	47.8/50.3	50/60
											EH*D-3S15A	11.3/15.0	31.3/36.1	-	-	46.2/52.2	50/60
														9.6/8.7	-	58.2/63.1	60/70
														-	2.2/1.9 (1.7/1.5)	49.0/54.6	50/60
														9.6/8.7	2.2/1.9 (1.7/1.5)	61.0/65.5	70/70
DHC0363W	208/230/3/60	1	9.2	82.0	1	0.17	0.95	1	1.2	5.0	-	-	-	-	-	17.4/17.4	25/25
											-	-	-	9.6/8.7	-	27.0/26.1	35/35
											-	-	-	-	2.2/1.9 (1.7/1.5)	19.6/19.3	25/25
											-	-	-	9.6/8.7	2.2/1.9 (1.7/1.5)	29.2/28.0	35/35
											EH*D-3S05A	3.8/5.0	10.4/12.0	-	-	19.3/21.3	25/25
														9.6/8.7	-	31.3/32.2	35/35
														-	2.2/1.9 (1.7/1.5)	22.0/23.7	25/25
														9.6/8.7	2.2/1.9 (1.7/1.5)	34.0/34.5	35/35
											EH*D-3S10A	7.5/10.0	20.8/24.0	-	-	32.2/36.2	35/40
														9.6/8.7	-	44.2/47.1	45/50
														-	2.2/1.9 (1.7/1.5)	35.0/38.6	35/40
														9.6/8.7	2.2/1.9 (1.7/1.5)	47.0/49.5	50/50
											EH*D-3S15A	11.3/15.0	31.3/36.1	-	-	45.3/51.4	50/60
														9.6/8.7	-	57.3/62.2	60/70
														-	2.2/1.9 (1.7/1.5)	48.1/53.7	50/60
														9.6/8.7	2.2/1.9 (1.7/1.5)	60.1/64.6	70/70
DHC0364D	460/3/60	1	4.2	44.3	1	0.17	0.48	1	1.2	2.5	-	-	-	-	-	8.2	15
											-	-	-	4.3	-	12.5	15
											-	-	-	-	0.9 (0.5)	9.1	15
											-	-	-	4.3	0.9 (0.5)	13.4	15
											EH*D-4S05A	5.0	6.0	-	-	10.6	15
														4.3	-	16.0	20
														-	0.9 (0.5)	11.8	15
														4.3	0.9 (0.5)	17.1	20
											EH*D-4S10A	10.0	12.0	-	-	18.2	20
														4.3	-	23.5	25
														-	0.9 (0.5)	19.3	20
														4.3	0.9 (0.5)	24.7	25
											EH*D-4S15A	15.0	18.0	-	-	25.7	30
														4.3	-	31.1	35
														-	0.9 (0.5)	26.8	30
														4.3	0.9 (0.5)	32.2	35

APPENDIX B ELECTRICAL DATA

Model Number	Electrical Rating	Compressor			Outdoor Fan Motor			Indoor Fan Motor			Optional Electric Heat			Optional Powered Convienience	Optional Power Exhaust	Power Supply	
		QTY	RLA	LRA	QTY	HP	FLA	QTY	HP	FLA	Part #	KW*	FLA	FLA	FLA	MCA	MOP
DHC0364W	460/3/60	1	4.2	44.3	1	0.17	0.48	1	1.2	2.5	-	-	-	-	-	8.2	15
											-	-	-	4.3	-	12.5	15
											-	-	-	-	0.9 (0.5)	9.1	15
											-	-	-	4.3	0.9 (0.5)	13.4	15
											EH*D-4S05A	5.0	6.0	-	-	10.6	15
														4.3	-	16.0	20
														-	0.9 (0.5)	11.8	15
														4.3	0.9 (0.5)	17.1	20
											EH*D-4S10A	10.0	12.0	-	-	18.2	20
														4.3	-	23.5	25
														-	0.9 (0.5)	19.3	20
														4.3	0.9 (0.5)	24.7	25
											EH*D-4S15A	15.0	18.0	-	-	25.7	30
														4.3	-	31.1	35
														-	0.9 (0.5)	26.8	30
														4.3	0.9 (0.5)	32.2	35
DHC0367D	575/3/60	1	3.7	28.7	1	0.17	0.39	1	1.2	2.0	-	-	-	-	-	7.0	15
											-	-	-	3.5	-	10.5	15
											-	-	-	-	1.0	8.0	15
											-	-	-	3.5	1.0	11.5	15
											EH*D-7S05A	5.0	4.8	-	-	8.5	15
														3.5	-	12.9	15
														-	1.0	9.8	15
														3.5	1.0	14.1	15
											EH*D-7S10A	10.0	9.6	-	-	14.5	15
														3.5	-	18.9	20
														-	1.0	15.8	20
														3.5	1.0	20.2	25
											EH*D-7S15A	15.0	14.4	-	-	20.5	25
														3.5	-	24.9	25
														-	1.0	21.8	25
														3.5	1.0	26.2	30
DHC0367W	575/3/60	1	3.7	28.7	1	0.17	0.39	1	1.2	2.0	-	-	-	-	-	7.0	15
											-	-	-	3.5	-	10.5	15
											-	-	-	-	1.0	8.0	15
											-	-	-	3.5	1.0	11.5	15
											EH*D-7S05A	5.0	4.8	-	-	8.5	15
														3.5	-	12.9	15
														-	1.0	9.8	15
														3.5	1.0	14.1	15
											EH*D-7S10A	10.0	9.6	-	-	14.5	15
														3.5	-	18.9	20
														-	1.0	15.8	20
														3.5	1.0	20.2	25
											EH*D-7S15A	15.0	14.4	-	-	20.5	25
														3.5	-	24.9	25
														-	1.0	21.8	25
														3.5	1.0	26.2	30
DHC0481D	208/230/1/60	1	23.2	128	1	0.17	0.95	1	1.0	6.9	-	-	-	-	-	36.9/36.9	60/60
											-	-	-	9.6/8.7	-	46.5/45.6	60/60
											-	-	-	-	2.2/1.9 (1.7/1.5)	39.1/38.8	60/60
											-	-	-	9.6/8.7	2.2/1.9 (1.7/1.5)	48.7/47.5	70/70
											EH*D-1S05A	3.8/5.0	18.1/20.8	-	-	36.9/36.9	60/60
														9.6/8.7	-	46.5/45.6	60/60
														-	2.2/1.9 (1.7/1.5)	39.1/38.8	60/60
														9.6/8.7	2.2/1.9 (1.7/1.5)	48.7/47.9	70/70
											EH*D-1S10A	7.5/10.0	36.1/41.7	-	-	53.8/60.7	60/70
														9.6/8.7	-	65.8/71.6	70/80
														-	2.2/1.9 (1.7/1.5)	56.5/63.1	60/70
														9.6/8.7	2.2/1.9 (1.7/1.5)	68.5/74.0	70/80
											EH*D-1S15A	11.3/15.0	54.2/62.5	-	-	76.3/86.8	80/90
														9.6/8.7	-	88.3/97.6	90/100
														-	2.2/1.9 (1.7/1.5)	79.1/89.1	80/90
														9.6/8.7	2.2/1.9 (1.7/1.5)	91.1/100	100/100
											EH*D-1S20A	15.0/20.0	72.2/83.3	-	-	98.9/113	100/125
														9.6/8.7	-	111/124	125/125
														-	2.2/1.9 (1.7/1.5)	102/115	110/125
														9.6/8.7	2.2/1.9 (1.7/1.5)	114/126	125/150

APPENDIX B ELECTRICAL DATA

Model Number	Electrical Rating	Compressor			Outdoor Fan Motor			Indoor Fan Motor			Optional Electric Heat			Optional Powered Convienience	Optional Power Exhaust	Power Supply	
		QTY	RLA	LRA	QTY	HP	FLA	QTY	HP	FLA	Part #	KW*	FLA	FLA	FLA	MCA	MOP
DHC0483D	208/230/3/60	1	12.0	105	1	0.17	0.95	1	1.0	6.9	-	-	-	-	-	22.8/22.8	30/30
											-	-	-	9.6/8.7	-	32.4/31.5	40/40
											-	-	-	-	2.2/1.9 (1.7/1.5)	25.0/24.7	35/35
											-	-	-	9.6/8.7	2.2/1.9 (1.7/1.5)	34.6/33.4	45/40
											EH*D-3S05A	3.8/5.0	10.4/12.0	-	-	22.8/23.7	30/30
														9.6/8.7	-	33.7/34.5	40/40
														-	2.2/1.9 (1.7/1.5)	25.0/26.0	35/35
														9.6/8.7	2.2/1.9 (1.7/1.5)	36.4/36.9	45/40
											EH*D-3S10A	7.5/10.0	20.8/24.0	-	-	34.6/38.6	35/40
														9.6/8.7	-	46.6/49.5	50/50
														-	2.2/1.9 (1.7/1.5)	37.3/41.0	40/45
														9.6/8.7	2.2/1.9 (1.7/1.5)	49.3/51.8	50/60
											EH*D-3S15A	11.3/15.0	31.3/36.1	-	-	47.7/53.7	50/60
														9.6/8.7	-	59.7/64.6	60/70
														-	2.2/1.9 (1.7/1.5)	50.5/56.1	60/60
														9.6/8.7	2.2/1.9 (1.7/1.5)	62.5/67.0	70/70
											EH*D-3S20A	14.9/19.9	41.5/47.9	-	-	60.5/68.5	70/70
														9.6/8.7	-	72.5/79.3	80/80
														-	2.2/1.9 (1.7/1.5)	63.2/70.8	70/80
														9.6/8.7	2.2/1.9 (1.7/1.5)	75.2/81.7	80/90
DHC0483W	208/230/3/60	1	12.0	105	1	0.17	0.95	1	1.2	5.0	-	-	-	-	-	20.9/20.9	30/30
											-	-	-	9.6/8.7	-	30.5/29.6	40/40
											-	-	-	-	2.2/1.9 (1.7/1.5)	23.1/22.8	30/30
											-	-	-	9.6/8.7	2.2/1.9 (1.7/1.5)	32.7/31.5	40/40
											EH*D-3S05A	3.8/5.0	10.4/12.0	-	-	20.9/21.3	30/30
														9.6/8.7	-	31.3/32.2	40/40
														-	2.2/1.9 (1.7/1.5)	23.1/23.7	30/30
														9.6/8.7	2.2/1.9 (1.7/1.5)	34.0/34.5	40/40
											EH*D-3S10A	7.5/10.0	20.8/24.0	-	-	32.2/36.2	35/40
														9.6/8.7	-	44.2/47.1	45/50
														-	2.2/1.9 (1.7/1.5)	35.0/38.6	35/40
														9.6/8.7	2.2/1.9 (1.7/1.5)	47.0/49.5	50/50
											EH*D-3S15A	11.3/15.0	31.3/36.1	-	-	45.3/51.4	50/60
														9.6/8.7	-	57.3/62.2	60/70
														-	2.2/1.9 (1.7/1.5)	48.1/53.7	50/60
														9.6/8.7	2.2/1.9 (1.7/1.5)	60.1/64.6	70/70
											EH*D-3S20A	14.9/19.9	41.5/47.9	-	-	58.1/66.1	60/70
														9.6/8.7	-	70.1/77.0	80/80
														-	2.2/1.9 (1.7/1.5)	60.9/68.5	70/70
														9.6/8.7	2.2/1.9 (1.7/1.5)	72.9/79.3	80/80
DHC0484D	460/3/60	1	6.2	61.8	1	0.17	0.48	1	1.2	2.5	-	-	-	-	-	10.7	15
											-	-	-	4.3	-	15.0	20
											-	-	-	-	0.9 (0.5)	11.6	15
											-	-	-	4.3	0.9 (0.5)	15.9	20
											EH*D-4S05A	5.0	6.0	-	-	10.7	15
														4.3	-	16.0	20
														-	0.9 (0.5)	11.8	15
														4.3	0.9 (0.5)	17.1	20
											EH*D-4S10A	10.0	12.0	-	-	18.2	20
														4.3	-	23.5	25
														-	0.9 (0.5)	19.3	20
														4.3	0.9 (0.5)	24.7	25
											EH*D-4S15A	15.0	18.0	-	-	25.7	30
														4.3	-	31.1	35
														-	0.9 (0.5)	26.8	30
														4.3	0.9 (0.5)	32.2	35
											EH*D-4S20A	20.0	24.1	-	-	33.2	35
														4.3	-	38.6	40
														-	0.9 (0.5)	34.3	35
														4.3	0.9 (0.5)	39.7	40

APPENDIX B ELECTRICAL DATA

Model Number	Electrical Rating	Compressor			Outdoor Fan Motor			Indoor Fan Motor			Optional Electric Heat			Optional Powered Convienience	Optional Power Exhaust	Power Supply	
		QTY	RLA	LRA	QTY	HP	FLA	QTY	HP	FLA	Part #	KW*	FLA	FLA	FLA	MCA	MOP
DHC0484W	460/3/60	1	6.2	61.8	1	0.17	0.48	1	1.2	2.5	-	-	-	-	-	10.7	15
											-	-	-	4.3	-	15.0	20
											-	-	-	-	0.9 (0.5)	11.6	15
											-	-	-	4.3	0.9 (0.5)	15.9	20
											EH*D-4S05A	5.0	6.0	-	-	10.7	15
														4.3	-	16.0	20
														-	0.9 (0.5)	11.8	15
														4.3	0.9 (0.5)	17.1	20
											EH*D-4S10A	10.0	12.0	-	-	18.2	20
														4.3	-	23.5	25
														-	0.9 (0.5)	19.3	20
														4.3	0.9 (0.5)	24.7	25
											EH*D-4S15A	15.0	18.0	-	-	25.7	30
														4.3	-	31.1	35
														-	0.9 (0.5)	26.8	30
														4.3	0.9 (0.5)	32.2	35
											EH*D-4S20A	20.0	24.1	-	-	33.2	35
														4.3	-	38.6	40
														-	0.9 (0.5)	34.3	35
														4.3	0.9 (0.5)	39.7	40
DHC0487D	575/3/60	1	4.5	39.0	1	0.17	0.39	1	1.2	2.0	-	-	-	-	-	8.0	15
											-	-	-	3.5	-	11.5	15
											-	-	-	-	1.0	9.0	15
											-	-	-	3.5	1.0	12.5	15
											EH*D-7S05A	5.0	4.8	-	-	8.5	15
														3.5	-	12.9	15
														-	1.0	9.8	15
														3.5	1.0	14.1	15
											EH*D-7S10A	10.0	9.6	-	-	14.5	15
														3.5	-	18.9	20
														-	1.0	15.8	20
														3.5	1.0	20.2	25
											EH*D-7S15A	15.0	14.4	-	-	20.5	25
														3.5	-	24.9	25
														-	1.0	21.8	25
														3.5	1.0	26.2	30
											EH*D-7S20A	20.0	19.2	-	-	26.6	30
														3.5	-	30.9	35
														-	1.0	27.8	30
														3.5	1.0	32.2	35
DHC0487W	575/3/60	1	4.5	39.0	1	0.17	0.39	1	1.2	2.0	-	-	-	-	-	8.0	15
											-	-	-	3.5	-	11.5	15
											-	-	-	-	1.0	9.0	15
											-	-	-	3.5	1.0	12.5	15
											EH*D-7S05A	5.0	4.8	-	-	8.5	15
														3.5	-	12.9	15
														-	1.0	9.8	15
														3.5	1.0	14.1	15
											EH*D-7S10A	10.0	9.6	-	-	14.5	15
														3.5	-	18.9	20
														-	1.0	15.8	20
														3.5	1.0	20.2	25
											EH*D-7S15A	15.0	14.4	-	-	20.5	25
														3.5	-	24.9	25
														-	1.0	21.8	25
														3.5	1.0	26.2	30
											EH*D-7S20A	20.0	19.2	-	-	26.6	30
														3.5	-	30.9	35
														-	1.0	27.8	30
														3.5	1.0	32.2	35

APPENDIX B ELECTRICAL DATA

Model Number	Electrical Rating	Compressor			Outdoor Fan Motor			Indoor Fan Motor			Optional Electric Heat			Optional Powered Convienience	Optional Power Exhaust	Power Supply	
		QTY	RLA	LRA	QTY	HP	FLA	QTY	HP	FLA	Part #	KW*	FLA	FLA	FLA	MCA	MOP
DHC0601D	208/230/1/60	1	27.1	178	1	1/3	2.6	1	1.0	6.9	-	-	-	-	-	43.3/43.3	70/70
											-	-	-	9.6/8.7	-	52.9/52.0	80/70
											-	-	-	-	2.2/1.9 (1.7/1.5)	45.5/45.2	70/70
											-	-	-	9.6/8.7	2.2/1.9 (1.7/1.5)	55.1/53.9	80/80
											EH*D-1S05A	3.8/5.0	18.1/20.8	-	-	43.3/43.3	70/70
														9.6/8.7	-	52.9/52.0	80/70
														-	2.2/1.9 (1.7/1.5)	45.5/45.2	70/70
														9.6/8.7	2.2/1.9 (1.7/1.5)	55.1/53.9	80/80
											EH*D-1S10A	7.5/10.0	36.1/41.7	-	-	53.8/60.7	70/70
														9.6/8.7	-	65.8/71.6	80/80
														-	2.2/1.9 (1.7/1.5)	56.5/63.1	70/70
														9.6/8.7	2.2/1.9 (1.7/1.5)	68.5/74.0	80/80
											EH*D-1S15A	11.3/15.0	54.2/62.5	-	-	76.3/86.8	80/90
														9.6/8.7	-	88.3/97.6	90/100
														-	2.2/1.9 (1.7/1.5)	79.1/89.1	80/90
														9.6/8.7	2.2/1.9 (1.7/1.5)	91.1/100	100/100
											EH*D-1S20A	15.0/20.0	72.2/83.3	-	-	98.9/113	100/125
														9.6/8.7	-	111/124	125/125
														-	2.2/1.9 (1.7/1.5)	102/115	110/125
														9.6/8.7	2.2/1.9 (1.7/1.5)	114/126	125/150
DHC0603D	208/230/3/60	1	15.2	140	1	1/3	2.6	1	1.0	6.9	-	-	-	-	-	28.5/28.5	40/40
											-	-	-	9.6/8.7	-	38.1/37.2	50/50
											-	-	-	-	2.2/1.9 (1.7/1.5)	30.7/30.4	45/45
											-	-	-	9.6/8.7	2.2/1.9 (1.7/1.5)	40.3/39.1	50/50
											EH*D-3S05A	3.8/5.0	10.4/12.0	-	-	28.5/28.5	40/40
														9.6/8.7	-	38.1/37.2	50/50
														-	2.2/1.9 (1.7/1.5)	30.7/30.4	45/45
														9.6/8.7	2.2/1.9 (1.7/1.5)	40.3/39.1	50/50
											EH*D-3S10A	7.5/10.0	20.8/24.0	-	-	34.6/38.6	40/40
														9.6/8.7	-	46.6/49.5	50/50
														-	2.2/1.9 (1.7/1.5)	37.3/41.0	45/45
														9.6/8.7	2.2/1.9 (1.7/1.5)	49.3/51.8	50/60
											EH*D-3S15A	11.3/15.0	31.3/36.1	-	-	47.7/53.7	50/60
														9.6/8.7	-	59.7/64.6	60/70
														-	2.2/1.9 (1.7/1.5)	50.5/56.1	60/60
														9.6/8.7	2.2/1.9 (1.7/1.5)	62.5/67.0	70/70
											EH*D-3S20A	14.9/19.9	41.5/47.9	-	-	60.5/68.5	70/70
														9.6/8.7	-	72.5/79.3	80/80
														-	2.2/1.9 (1.7/1.5)	63.2/70.8	70/80
														9.6/8.7	2.2/1.9 (1.7/1.5)	75.2/81.7	80/90
DHC0603W	208/230/3/60	1	15.2	140	1	1/3	2.6	1	2.3	7.7	-	-	-	-	-	29.3/29.3	40/40
											-	-	-	9.6/8.7	-	38.9/38.0	50/50
											-	-	-	-	2.2/1.9 (1.7/1.5)	31.5/31.2	45/45
											-	-	-	9.6/8.7	2.2/1.9 (1.7/1.5)	41.1/39.9	50/50
											EH*D-3S05A	3.8/5.0	10.4/12.0	-	-	29.3/29.3	40/40
														9.6/8.7	-	38.9/38.0	50/50
														-	2.2/1.9 (1.7/1.5)	31.5/31.2	45/45
														9.6/8.7	2.2/1.9 (1.7/1.5)	41.1/39.9	50/50
											EH*D-3S10A	7.5/10.0	20.8/24.0	-	-	35.6/39.6	40/40
														9.6/8.7	-	47.6/50.5	50/60
														-	2.2/1.9 (1.7/1.5)	38.3/42.0	45/45
														9.6/8.7	2.2/1.9 (1.7/1.5)	50.3/52.8	60/60
											EH*D-3S15A	11.3/15.0	31.3/36.1	-	-	48.7/54.7	50/60
														9.6/8.7	-	60.7/65.6	70/70
														-	2.2/1.9 (1.7/1.5)	51.5/57.1	60/60
														9.6/8.7	2.2/1.9 (1.7/1.5)	63.5/68.0	70/70
											EH*D-3S20A	14.9/19.9	41.5/47.9	-	-	61.5/69.5	70/70
														9.6/8.7	-	73.5/80.3	80/90
														-	2.2/1.9 (1.7/1.5)	64.2/71.8	70/80
														9.6/8.7	2.2/1.9 (1.7/1.5)	76.2/82.7	80/90

APPENDIX B ELECTRICAL DATA

Model Number	Electrical Rating	Compressor			Outdoor Fan Motor			Indoor Fan Motor			Optional Electric Heat			Optional Powered Convienience	Optional Power Exhaust	Power Supply	
		QTY	RLA	LRA	QTY	HP	FLA	QTY	HP	FLA	Part #	KW*	FLA	FLA	FLA	MCA	MOP
DHC0604D	460/3/60	1	7.4	54.7	1	0.33	1.6	1	1.2	2.5	-	-	-	-	-	13.3	20
											-	-	-	4.3	-	17.6	20
											-	-	-	-	0.9 (0.5)	14.2	20
											-	-	-	4.3	0.9 (0.5)	18.5	25
											EH*D-4S05A	5.0	6.0	-	-	13.3	20
														4.3	-	17.6	20
														-	0.9 (0.5)	14.2	20
														4.3	0.9 (0.5)	18.5	25
											EH*D-4S10A	10.0	12.0	-	-	18.2	20
														4.3	-	23.5	25
														-	0.9 (0.5)	19.3	20
														4.3	0.9 (0.5)	24.7	25
											EH*D-4S15A	15.0	18.0	-	-	25.7	30
														4.3	-	31.1	35
														-	0.9 (0.5)	26.8	30
														4.3	0.9 (0.5)	32.2	35
											EH*D-4S20A	20.0	24.1	-	-	33.2	35
														4.3	-	38.6	40
														-	0.9 (0.5)	34.3	35
														4.3	0.9 (0.5)	39.7	40
DHC0604W	460/3/60	1	7.4	54.7	1	0.33	1.6	1	2.3	4.5	-	-	-	-	-	15.3	20
											-	-	-	4.3	-	19.6	25
											-	-	-	-	0.9 (0.5)	16.2	20
											-	-	-	4.3	0.9 (0.5)	20.5	25
											EH*D-4S05A	5.0	6.0	-	-	15.3	20
														4.3	-	19.6	25
														-	0.9 (0.5)	16.2	20
														4.3	0.9 (0.5)	20.5	25
											EH*D-4S10A	10.0	12.0	-	-	20.7	25
														4.3	-	26.0	30
														-	0.9 (0.5)	21.8	25
														4.3	0.9 (0.5)	27.2	30
											EH*D-4S15A	15.0	18.0	-	-	28.2	30
														4.3	-	33.6	35
														-	0.9 (0.5)	29.3	30
														4.3	0.9 (0.5)	34.7	35
											EH*D-4S20A	20.0	24.1	-	-	35.7	40
														4.3	-	41.1	45
														-	0.9 (0.5)	36.8	40
														4.3	0.9 (0.5)	42.2	45
DHC0607D	575/3/60	1	5.6	47.8	1	1/3	1.14	1	1.2	2.0	-	-	-	-	-	10.2	15
											-	-	-	3.5	-	13.7	15
											-	-	-	-	1.0	11.2	15
											-	-	-	3.5	1.0	14.7	20
											EH*D-7S05A	5.0	4.8	-	-	10.2	15
														3.5	-	13.7	15
														-	1.0	11.2	15
														3.5	1.0	14.7	20
											EH*D-7S10A	10.0	9.6	-	-	14.5	15
														3.5	-	18.9	20
														-	1.0	15.8	20
														3.5	1.0	20.2	25
											EH*D-7S15A	15.0	14.4	-	-	20.5	25
														3.5	-	24.9	25
														-	1.0	21.8	25
														3.5	1.0	26.2	30
											EH*D-7S20A	20.0	19.2	-	-	26.6	30
														3.5	-	30.9	35
														-	1.0	27.8	30
														3.5	1.0	32.2	35

APPENDIX B ELECTRICAL DATA

Model Number	Electrical Rating	Compressor			Outdoor Fan Motor			Indoor Fan Motor			Optional Electric Heat			Optional Powered Convienience	Optional Power Exhaust	Power Supply	
		QTY	RLA	LRA	QTY	HP	FLA	QTY	HP	FLA	Part #	KW*	FLA	FLA	FLA	MCA	MOP
DHC0607W	575/3/60	1	5.6	47.8	1	1/3	1.14	1	2.3	3.8	-	-	-	-	-	12.0	15
											-	-	-	3.5	-	15.5	20
											-	-	-	-	1.0	13.0	15
											-	-	-	3.5	1.0	16.5	20
											EH*D-7S05A	5.0	4.8	-	-	12.0	15
														3.5	-	15.5	20
														-	1.0	13.0	15
														3.5	1.0	16.5	20
											EH*D-7S10A	10.0	9.6	-	-	16.8	20
														3.5	-	21.2	25
														-	1.0	18.0	20
														3.5	1.0	22.4	25
											EH*D-7S15A	15.0	14.4	-	-	22.8	25
														3.5	-	27.2	30
														-	1.0	24.0	25
														3.5	1.0	28.4	30
											EH*D-7S20A	20.0	19.2	-	-	28.8	30
														3.5	-	33.2	35
														-	1.0	30.1	35
														3.5	1.0	34.4	35
DHC0723D	208/230/3/60	1	16.1	155	1	0.33	2.0	1	1.2	5.0	-	-	-	-	-	27.2/27.2	40/40
											-	-	-	9.6/8.7	-	36.8/35.9	50/50
											-	-	-	-	2.2/1.9 (1.7/1.5)	29.4/29.1	40/40
											-	-	-	9.6/8.7	2.2/1.9 (1.7/1.5)	39.0/37.8	50/50
											EH*D-3S05A	3.8/5.0	10.4/12.0	-	-	27.2/27.2	40/40
														9.6/8.7	-	36.8/35.9	50/50
														-	2.2/1.9 (1.7/1.5)	29.4/29.1	40/40
														9.6/8.7	2.2/1.9 (1.7/1.5)	39.0/37.8	50/50
											EH*D-3S10A	7.5/10.0	20.8/24.0	-	-	32.2/36.2	40/40
														9.6/8.7	-	44.2/47.1	50/50
														-	2.2/1.9 (1.7/1.5)	35.0/38.6	40/40
														9.6/8.7	2.2/1.9 (1.7/1.5)	47.0/49.5	50/50
											EH*D-3S15A	11.3/15.0	31.3/36.1	-	-	45.3/51.4	50/60
														9.6/8.7	-	57.3/62.2	60/70
														-	2.2/1.9 (1.7/1.5)	48.1/53.7	50/60
														9.6/8.7	2.2/1.9 (1.7/1.5)	60.1/64.6	70/70
											EH*D-3S20A	14.9/19.9	41.5/47.9	-	-	58.1/66.1	60/70
														9.6/8.7	-	70.1/77.0	80/80
														-	2.2/1.9 (1.7/1.5)	60.9/68.5	70/70
														9.6/8.7	2.2/1.9 (1.7/1.5)	72.9/79.3	80/80
											EH*D-3S30A	22.5/30.0	62.5/72.2	-	-	84.4/96.5	90/100
														9.6/8.7	-	96.4/107	100/110
														-	2.2/1.9 (1.7/1.5)	87.2/98.8	90/100
														9.6/8.7	2.2/1.9 (1.7/1.5)	99.2/110	100/110
DHC0723W	208/230/3/60	1	16.1	155	1	0.33	2.0	1	2.3	7.7	-	-	-	-	-	29.9/29.9	45/45
											-	-	-	9.6/8.7	-	39.5/38.6	50/50
											-	-	-	-	2.2/1.9 (1.7/1.5)	32.1/31.8	45/45
											-	-	-	9.6/8.7	2.2/1.9 (1.7/1.5)	41.7/40.5	50/50
											EH*D-3S05A	3.8/5.0	10.4/12.0	-	-	29.9/29.9	45/45
														9.6/8.7	-	39.5/38.6	50/50
														-	2.2/1.9 (1.7/1.5)	32.1/31.8	45/45
														9.6/8.7	2.2/1.9 (1.7/1.5)	41.7/40.5	50/50
											EH*D-3S10A	7.5/10.0	20.8/24.0	-	-	35.6/39.6	45/45
														9.6/8.7	-	47.6/50.5	50/60
														-	2.2/1.9 (1.7/1.5)	38.3/42.0	45/45
														9.6/8.7	2.2/1.9 (1.7/1.5)	50.3/52.8	60/60
											EH*D-3S15A	11.3/15.0	31.3/36.1	-	-	48.7/54.7	50/60
														9.6/8.7	-	60.7/65.6	70/70
														-	2.2/1.9 (1.7/1.5)	51.5/57.1	60/60
														9.6/8.7	2.2/1.9 (1.7/1.5)	63.5/68.0	70/70
											EH*D-3S20A	14.9/19.9	41.5/47.9	-	-	61.5/69.5	70/70
														9.6/8.7	-	73.5/80.3	80/90
														-	2.2/1.9 (1.7/1.5)	64.2/71.8	70/80
														9.6/8.7	2.2/1.9 (1.7/1.5)	76.2/82.7	80/90
											EH*D-3S30B	22.5/30.0	62.5/72.2	-	-	87.8/99.8	90/100
														9.6/8.7	-	99.8/111	100/125
														-	2.2/1.9 (1.7/1.5)	90.6/102	100/110
														9.6/8.7	2.2/1.9 (1.7/1.5)	103/113	110/125

APPENDIX B ELECTRICAL DATA

Model Number	Electrical Rating	Compressor			Outdoor Fan Motor			Indoor Fan Motor			Optional Electric Heat			Optional Powered Convienience	Optional Power Exhaust	Power Supply	
		QTY	RLA	LRA	QTY	HP	FLA	QTY	HP	FLA	Part #	KW*	FLA	FLA	FLA	MCA	MOP
DHC0724D	460/3/60	1	7.0	70.8	1	0.33	0.85	1	1.2	2.5	-	-	-	-	-	12.2	15
											-	-	-	4.3	-	16.5	20
											-	-	-	-	0.9 (0.5)	13.1	15
											-	-	-	4.3	0.9 (0.5)	17.4	20
											EH*D-4S05A	5.0	6.0	-	-	12.2	15
														4.3	-	16.5	20
														-	0.9 (0.5)	13.1	15
														4.3	0.9 (0.5)	17.4	20
											EH*D-4S10A	10.0	12.0	-	-	18.2	20
														4.3	-	23.5	25
														-	0.9 (0.5)	19.3	20
														4.3	0.9 (0.5)	24.7	25
											EH*D-4S15A	15.0	18.0	-	-	25.7	30
														4.3	-	31.1	35
														-	0.9 (0.5)	26.8	30
														4.3	0.9 (0.5)	32.2	35
											EH*D-4S20A	20.0	24.1	-	-	33.2	35
														4.3	-	38.6	40
														-	0.9 (0.5)	34.3	35
														4.3	0.9 (0.5)	39.7	40
											EH*D-4S30A	30.0	36.1	-	-	48.2	50
														4.3	-	53.6	60
														-	0.9 (0.5)	49.4	50
														4.3	0.9 (0.5)	54.7	60
DHC0724W	460/3/60	1	7.0	70.8	1	0.33	0.85	1	2.3	4.5	-	-	-	-	-	14.2	20
											-	-	-	4.3	-	18.5	25
											-	-	-	-	0.9 (0.5)	15.1	20
											-	-	-	4.3	0.9 (0.5)	19.4	25
											EH*D-4S05A	5.0	6.0	-	-	14.2	20
														4.3	-	18.5	25
														-	0.9 (0.5)	15.1	20
														4.3	0.9 (0.5)	19.6	25
											EH*D-4S10A	10.0	12.0	-	-	20.7	25
														4.3	-	26.0	30
														-	0.9 (0.5)	21.8	25
														4.3	0.9 (0.5)	27.2	30
											EH*D-4S15A	15.0	18.0	-	-	28.2	30
														4.3	-	33.6	35
														-	0.9 (0.5)	29.3	30
														4.3	0.9 (0.5)	34.7	35
											EH*D-4S20A	20.0	24.1	-	-	35.7	40
														4.3	-	41.1	45
														-	0.9 (0.5)	36.8	40
														4.3	0.9 (0.5)	42.2	45
											EH*D-4S30B	30.0	36.1	-	-	50.7	60
														4.3	-	56.1	60
														-	0.9 (0.5)	51.9	60
														4.3	0.9 (0.5)	57.2	60
DHC0727D	575/3/60	1	6.0	58.2	1	0.33	0.67	1	1.2	2.0	-	-	-	-	-	10.2	15
											-	-	-	3.5	-	13.7	15
											-	-	-	-	1.0	11.2	15
											-	-	-	3.5	1.0	14.7	20
											EH*D-7S05A	5.0	4.8	-	-	10.2	15
														3.5	-	13.7	15
														-	1.0	11.2	15
														3.5	1.0	14.7	20
											EH*D-7S10A	10.0	9.6	-	-	14.5	15
														3.5	-	18.9	20
														-	1.0	15.8	20
														3.5	1.0	20.2	25
											EH*D-7S15A	15.0	14.4	-	-	20.5	25
														3.5	-	24.9	25
														-	1.0	21.8	25
														3.5	1.0	26.2	30
											EH*D-7S20A	20.0	19.2	-	-	26.6	30
														3.5	-	30.9	35
														-	1.0	27.8	30
														3.5	1.0	32.2	35
											EH*D-7S30A	30.0	28.9	-	-	38.6	40
														3.5	-	43.0	45
														-	1.0	39.8	40
														3.5	1.0	44.2	45

APPENDIX B ELECTRICAL DATA

Model Number	Electrical Rating	Compressor			Outdoor Fan Motor			Indoor Fan Motor			Optional Electric Heat			Optional Powered Convienience	Optional Power Exhaust	Power Supply	
		QTY	RLA	LRA	QTY	HP	FLA	QTY	HP	FLA	Part #	KW*	FLA	FLA	FLA	MCA	MOP
DHC0727W	575/3/60	1	6.0	58.2	1	0.33	0.67	1	2.3	3.8	-	-	-	-	-	12.0	15
											-	-	-	3.5	-	15.5	20
											-	-	-	-	1.0	13.0	15
											-	-	-	3.5	1.0	16.5	20
											EH*D-7S05A	5.0	4.8	-	-	12.0	15
														3.5	-	15.5	20
														-	1.0	13.0	15
														3.5	1.0	16.5	20
											EH*D-7S10A	10.0	9.6	-	-	16.8	20
														3.5	-	21.2	25
														-	1.0	18.0	20
														3.5	1.0	22.4	25
											EH*D-7S15A	15.0	14.4	-	-	22.8	25
														3.5	-	27.2	30
														-	1.0	24.0	25
														3.5	1.0	28.4	30
											EH*D-7S20A	20.0	19.2	-	-	28.8	30
														3.5	-	33.2	35
														-	1.0	30.1	35
														3.5	1.0	34.4	35
											EH*D-7S30B	30.0	28.9	-	-	40.8	45
														3.5	-	45.2	50
														-	1.0	42.1	45
														3.5	1.0	46.5	50
DHH0361D	208/230/1/60	1	14.5	91.0	1	0.17	0.95	1	0.75	5.7	-	-	-	-	-	24.8/24.8	35/35
											-	-	-	9.6/8.7	-	34.4/33.5	45/45
											-	-	-	-	2.2/1.9 (1.7/1.5)	27.0/26.7	40/40
											-	-	-	9.6/8.7	2.2/1.9 (1.7/1.5)	36.6/35.4	50/45
											EH*D-1S05A	3.8/5.0	18.1/20.8	-	-	47.4/50.9	50/60
														9.6/8.7	-	57.0/59.6	60/60
														-	2.2/1.9 (1.7/1.5)	49.6/52.8	50/60
														9.6/8.7	2.2/1.9 (1.7/1.5)	59.2/61.5	60/70
											EH*D-1S10A	7.5/10.0	36.1/41.7	-	-	69.9/76.9	70/80
														9.6/8.7	-	79.5/85.6	80/90
														-	2.2/1.9 (1.7/1.5)	72.1/78.8	80/80
														9.6/8.7	2.2/1.9 (1.7/1.5)	81.7/87.5	90/90
											EH*D-1S15A	11.3/15.0	54.2/62.5	-	-	92.5/103	100/110
														9.6/8.7	-	102/112	110/125
														-	2.2/1.9 (1.7/1.5)	94.7/105	100/110
														9.6/8.7	2.2/1.9 (1.7/1.5)	104/114	110/125
DHH0363D	208/230/3/60	1	9.2	82.0	1	0.17	0.95	1	0.75	5.7	-	-	-	-	-	18.1/18.1	25/25
											-	-	-	9.6/8.7	-	27.7/26.8	35/35
											-	-	-	-	2.2/1.9 (1.7/1.5)	20.3/20.0	25/25
											-	-	-	9.6/8.7	2.2/1.9 (1.7/1.5)	29.9/28.7	35/35
											EH*D-3S05A	3.8/5.0	10.4/12.0	-	-	31.1/33.1	35/35
														9.6/8.7	-	40.7/41.8	45/45
														-	2.2/1.9 (1.7/1.5)	33.3/35.0	35/40
														9.6/8.7	2.2/1.9 (1.7/1.5)	42.9/43.7	45/45
											EH*D-3S10A	7.5/10.0	20.8/24.0	-	-	44.0/48.0	45/50
														9.6/8.7	-	53.6/56.7	60/60
														-	2.2/1.9 (1.7/1.5)	46.2/49.9	50/50
														9.6/8.7	2.2/1.9 (1.7/1.5)	55.8/58.6	60/60
											EH*D-3S15A	11.3/15.0	31.3/36.1	-	-	57.2/63.2	60/70
														9.6/8.7	-	66.8/71.9	70/80
														-	2.2/1.9 (1.7/1.5)	59.4/65.1	60/70
														9.6/8.7	2.2/1.9 (1.7/1.5)	69.0/73.8	70/80
DHH0363W	208/230/3/60	1	9.2	82.0	1	0.17	0.95	1	1.2	5.0	-	-	-	-	-	17.4/17.4	25/25
											-	-	-	9.6/8.7	-	27.0/26.1	35/35
											-	-	-	-	2.2/1.9 (1.7/1.5)	19.6/19.3	25/25
											-	-	-	9.6/8.7	2.2/1.9 (1.7/1.5)	29.2/28.0	35/35
											EH*D-3S05A	3.8/5.0	10.4/12.0	-	-	30.4/32.4	35/35
														9.6/8.7	-	40.0/41.1	45/45
														-	2.2/1.9 (1.7/1.5)	32.6/34.3	35/40
														9.6/8.7	2.2/1.9 (1.7/1.5)	42.2/43.0	45/45
											EH*D-3S10A	7.5/10.0	20.8/24.0	-	-	43.3/47.3	45/50
														9.6/8.7	-	52.9/56.0	60/60
														-	2.2/1.9 (1.7/1.5)	45.5/49.2	50/50
														9.6/8.7	2.2/1.9 (1.7/1.5)	55.1/57.9	60/60
											EH*D-3S15A	11.3/15.0	31.3/36.1	-	-	56.5/62.5	60/70
														9.6/8.7	-	66.1/71.2	70/80
														-	2.2/1.9 (1.7/1.5)	58.7/64.4	60/70
														9.6/8.7	2.2/1.9 (1.7/1.5)	68.3/73.1	70/80

APPENDIX B ELECTRICAL DATA

Model Number	Electrical Rating	Compressor			Outdoor Fan Motor			Indoor Fan Motor			Optional Electric Heat			Optional Powered Convienience	Optional Power Exhaust	Power Supply	
		QTY	RLA	LRA	QTY	HP	FLA	QTY	HP	FLA	Part #	KW*	FLA	FLA	FLA	MCA	MOP
DHH0364D	460/3/60	1	4.2	44.3	1	0.17	0.48	1	1.2	2.5	-	-	-	-	-	8.2	15
											-	-	-	4.3	-	12.5	15
											-	-	-	-	0.9 (0.5)	9.1	15
											-	-	-	4.3	0.9 (0.5)	13.4	15
											EH*D-4S05A	5.0	6.0	-	-	15.7	20
														4.3	-	20.0	20
														-	0.9 (0.5)	16.6	20
														4.3	0.9 (0.5)	20.9	25
											EH*D-4S10A	10.0	12.0	-	-	23.2	25
														4.3	-	27.5	30
														-	0.9 (0.5)	24.1	25
														4.3	0.9 (0.5)	28.4	30
											EH*D-4S15A	15.0	18.0	-	-	30.7	35
														4.3	-	35.0	40
														-	0.9 (0.5)	31.6	35
														4.3	0.9 (0.5)	35.9	40
DHH0364W	460/3/60	1	4.2	44.3	1	0.17	0.48	1	1.2	2.5	-	-	-	-	-	8.2	15
											-	-	-	4.3	-	12.5	15
											-	-	-	-	0.9 (0.5)	9.1	15
											-	-	-	4.3	0.9 (0.5)	13.4	15
											EH*D-4S05A	5.0	6.0	-	-	15.7	20
														4.3	-	20.0	20
														-	0.9 (0.5)	16.6	20
														4.3	0.9 (0.5)	20.9	25
											EH*D-4S10A	10.0	12.0	-	-	23.2	25
														4.3	-	27.5	30
														-	0.9 (0.5)	24.1	25
														4.3	0.9 (0.5)	28.4	30
											EH*D-4S15A	15.0	18.0	-	-	30.7	35
														4.3	-	35.0	40
														-	0.9 (0.5)	31.6	35
														4.3	0.9 (0.5)	35.9	40
DHH0367D	575/3/60	1	3.7	28.7	1	0.17	0.39	1	1.2	2.0	-	-	-	-	-	7.0	15
											-	-	-	3.5	-	10.5	15
											-	-	-	-	1.0	8.0	15
											-	-	-	3.5	1.0	11.5	15
											EH*D-7S05A	5.0	4.8	-	-	13.0	15
														3.5	-	16.5	20
														-	1.0	14.0	15
														3.5	1.0	17.5	20
											EH*D-7S10A	10.0	9.6	-	-	19.1	20
														3.5	-	22.6	25
														-	1.0	20.1	25
														3.5	1.0	23.6	25
											EH*D-7S15A	15.0	14.4	-	-	25.1	30
														3.5	-	28.6	30
														-	1.0	26.1	30
														3.5	1.0	29.6	30
DHH0367W	575/3/60	1	3.7	28.7	1	0.17	0.39	1	1.2	2.0	-	-	-	-	-	7.0	15
											-	-	-	3.5	-	10.5	15
											-	-	-	-	1.0	8.0	15
											-	-	-	3.5	1.0	11.5	15
											EH*D-7S05A	5.0	4.8	-	-	13.0	15
														3.5	-	16.5	20
														-	1.0	14.0	15
														3.5	1.0	17.5	20
											EH*D-7S10A	10.0	9.6	-	-	19.1	20
														3.5	-	22.6	25
														-	1.0	20.1	25
														3.5	1.0	23.6	25
											EH*D-7S15A	15.0	14.4	-	-	25.1	30
														3.5	-	28.6	30
														-	1.0	26.1	30
														3.5	1.0	29.6	30

APPENDIX B ELECTRICAL DATA

Model Number	Electrical Rating	Compressor			Outdoor Fan Motor			Indoor Fan Motor			Optional Electric Heat			Optional Powered Convienience	Optional Power Exhaust	Power Supply	
		QTY	RLA	LRA	QTY	HP	FLA	QTY	HP	FLA	Part #	KW*	FLA	FLA	FLA	MCA	MOP
DHH0481D	208/230/1/60	1	23.2	128	1	0.33	3.5	1	1	6.9	-	-	-	-	-	39.4/39.4	60/60
											-	-	-	9.6/8.7	-	49.0/48.1	70/70
											-	-	-	-	2.2/1.9 (1.7/1.5)	41.6/41.3	60/60
											-	-	-	9.6/8.7	2.2/1.9 (1.7/1.5)	51.2/50.0	70/70
											EH*D-1S05A	3.8/5.0	18.1/20.8	-	-	62.0/65.5	80/80
														9.6/8.7	-	71.6/74.2	90/90
														-	2.2/1.9 (1.7/1.5)	64.2/67.4	80/80
														9.6/8.7	2.2/1.9 (1.7/1.5)	73.8/76.1	90/90
											EH*D-1S10A	7.5/10.0	36.1/41.7	-	-	84.6/91.5	90/100
														9.6/8.7	-	94.2/100	100/110
														-	2.2/1.9 (1.7/1.5)	86.8/93.4	100/100
														9.6/8.7	2.2/1.9 (1.7/1.5)	96.4/102	110/110
											EH*D-1S15A	11.3/15.0	54.2/62.5	-	-	107/118	110/125
														9.6/8.7	-	117/126	125/150
														-	2.2/1.9 (1.7/1.5)	109/119	110/125
														9.6/8.7	2.2/1.9 (1.7/1.5)	119/128	125/150
											EH*D-1S20A	15.0/20.0	72.2/83.3	-	-	130/144	150/150
														9.6/8.7	-	139/152	150/175
														-	2.2/1.9 (1.7/1.5)	132/146	150/150
														9.6/8.7	2.2/1.9 (1.7/1.5)	142/154	150/175
DHH0483D	208/230/3/60	1	12.0	105	1	0.33	3.5	1	1.0	6.9	-	-	-	-	-	25.4/25.4	35/35
											-	-	-	9.6/8.7	-	35.0/34.1	45/45
											-	-	-	-	2.2/1.9 (1.7/1.5)	27.6/27.3	35/35
											-	-	-	9.6/8.7	2.2/1.9 (1.7/1.5)	37.2/36.0	45/45
											EH*D-3S05A	3.8/5.0	10.4/12.0	-	-	38.4/40.4	45/45
														9.6/8.7	-	48.0/49.1	50/50
														-	2.2/1.9 (1.7/1.5)	40.6/42.3	45/50
														9.6/8.7	2.2/1.9 (1.7/1.5)	50.2/51.0	60/60
											EH*D-3S10A	7.5/10.0	20.8/24.0	-	-	51.3/55.3	60/60
														9.6/8.7	-	60.9/64.0	70/70
														-	2.2/1.9 (1.7/1.5)	53.5/57.2	60/60
														9.6/8.7	2.2/1.9 (1.7/1.5)	63.1/65.9	70/70
											EH*D-3S15A	11.3/15.0	31.3/36.1	-	-	64.5/70.5	70/80
														9.6/8.7	-	74.1/79.2	80/80
														-	2.2/1.9 (1.7/1.5)	66.7/72.4	70/80
														9.6/8.7	2.2/1.9 (1.7/1.5)	76.3/81.1	80/90
											EH*D-3S20A	14.9/19.9	41.5/47.9	-	-	77.2/85.2	80/90
														9.6/8.7	-	86.8/93.9	90/100
														-	2.2/1.9 (1.7/1.5)	79.4/87.1	80/90
														9.6/8.7	2.2/1.9 (1.7/1.5)	89.0/95.8	90/100
DHH0483W	208/230/3/60	1	12.0	105	1	0.33	3.5	1	1.2	5.0	-	-	-	-	-	23.5/23.5	35/35
											-	-	-	9.6/8.7	-	33.1/32.2	45/40
											-	-	-	-	2.2/1.9 (1.7/1.5)	25.7/25.4	35/35
											-	-	-	9.6/8.7	2.2/1.9 (1.7/1.5)	35.3/34.1	45/45
											EH*D-3S05A	3.8/5.0	10.4/12.0	-	-	36.5/38.5	45/45
														9.6/8.7	-	46.1/47.2	50/50
														-	2.2/1.9 (1.7/1.5)	38.7/40.4	45/45
														9.6/8.7	2.2/1.9 (1.7/1.5)	48.3/49.1	50/50
											EH*D-3S10A	7.5/10.0	20.8/24.0	-	-	49.4/53.4	50/60
														9.6/8.7	-	59.0/62.1	60/70
														-	2.2/1.9 (1.7/1.5)	51.6/55.3	60/60
														9.6/8.7	2.2/1.9 (1.7/1.5)	61.2/64.0	70/70
											EH*D-3S15A	11.3/15.0	31.3/36.1	-	-	62.6/68.6	70/70
														9.6/8.7	-	72.2/77.3	80/80
														-	2.2/1.9 (1.7/1.5)	64.8/70.5	70/80
														9.6/8.7	2.2/1.9 (1.7/1.5)	74.4/79.2	80/80
											EH*D-3S20A	14.9/19.9	41.5/47.9	-	-	75.3/83.3	80/90
														9.6/8.7	-	84.9/92.0	90/100
														-	2.2/1.9 (1.7/1.5)	77.5/85.2	80/90
														9.6/8.7	2.2/1.9 (1.7/1.5)	87.1/93.9	90/100

APPENDIX B ELECTRICAL DATA

Model Number	Electrical Rating	Compressor			Outdoor Fan Motor			Indoor Fan Motor			Optional Electric Heat			Optional Powered Convienience	Optional Power Exhaust	Power Supply	
		QTY	RLA	LRA	QTY	HP	FLA	QTY	HP	FLA	Part #	KW*	FLA	FLA	FLA	MCA	MOP
DHH0484D	460/3/60	1	6.2	61.8	1	0.33	1.6	1	1.2	2.5	-	-	-	-	-	11.9	15
											-	-	-	4.3	-	16.2	20
											-	-	-	-	0.9 (0.5)	12.8	15
											-	-	-	4.3	0.9 (0.5)	17.1	20
											EH*D-4S05A	5.0	6.0	-	-	19.4	20
														4.3	-	23.7	25
														-	0.9 (0.5)	20.3	25
														4.3	0.9 (0.5)	24.6	25
											EH*D-4S10A	10.0	12.0	-	-	26.9	30
														4.3	-	31.2	35
														-	0.9 (0.5)	27.8	30
														4.3	0.9 (0.5)	32.1	35
											EH*D-4S15A	15.0	18.0	-	-	34.4	35
														4.3	-	38.7	40
														-	0.9 (0.5)	35.3	40
														4.3	0.9 (0.5)	39.6	40
											EH*D-4S20A	20.0	24.1	-	-	41.9	45
														4.3	-	46.2	50
														-	0.9 (0.5)	42.8	45
														4.3	0.9 (0.5)	47.1	50
DHH0484W	460/3/60	1	6.2	61.8	1	0.33	1.6	1	1.2	2.5	-	-	-	-	-	11.9	15
											-	-	-	4.3	-	16.2	20
											-	-	-	-	0.9 (0.5)	12.8	15
											-	-	-	4.3	0.9 (0.5)	17.1	20
											EH*D-4S05A	5.0	6.0	-	-	19.4	20
														4.3	-	23.7	25
														-	0.9 (0.5)	20.3	25
														4.3	0.9 (0.5)	24.6	25
											EH*D-4S10A	10.0	12.0	-	-	26.9	30
														4.3	-	31.2	35
														-	0.9 (0.5)	27.8	30
														4.3	0.9 (0.5)	32.1	35
											EH*D-4S15A	15.0	18.0	-	-	34.4	35
														4.3	-	38.7	40
														-	0.9 (0.5)	35.3	40
														4.3	0.9 (0.5)	39.6	40
											EH*D-4S20A	20.0	24.1	-	-	41.9	45
														4.3	-	46.2	50
														-	0.9 (0.5)	42.8	45
														4.3	0.9 (0.5)	47.1	50
DHH0487D	575/3/60	1	4.5	39	1	0.33	1.54	1	1.2	2.0	-	-	-	-	-	9.1	15
											-	-	-	3.5	-	12.6	15
											-	-	-	-	1.0	10.1	15
											-	-	-	3.5	1.0	13.6	15
											EH*D-7S05A	5.0	4.8	-	-	15.2	20
														3.5	-	18.7	20
														-	1.0	16.2	20
														3.5	1.0	19.7	20
											EH*D-7S10A	10.0	9.6	-	-	21.2	25
														3.5	-	24.7	25
														-	1.0	22.2	25
														3.5	1.0	25.7	30
											EH*D-7S15A	15.0	14.4	-	-	27.2	30
														3.5	-	30.7	35
														-	1.0	28.2	30
														3.5	1.0	31.7	35
											EH*D-7S20A	20.0	19.2	-	-	33.2	35
														3.5	-	36.7	40
														-	1.0	34.2	35
														3.5	1.0	37.7	40

APPENDIX B ELECTRICAL DATA

Model Number	Electrical Rating	Compressor			Outdoor Fan Motor			Indoor Fan Motor			Optional Electric Heat			Optional Powered Convienience	Optional Power Exhaust	Power Supply	
		QTY	RLA	LRA	QTY	HP	FLA	QTY	HP	FLA	Part #	KW*	FLA	FLA	FLA	MCA	MOP
DHH0487W	575/3/60	1	4.5	39	1	0.33	1.54	1	1.2	2.0	-	-	-	-	-	9.1	15
											-	-	-	3.5	-	12.6	15
											-	-	-	-	1.0	10.1	15
											-	-	-	3.5	1.0	13.6	15
											EH*D-7S05A	5.0	4.8	-	-	15.2	20
														3.5	-	18.7	20
														-	1.0	16.2	20
														3.5	1.0	19.7	20
											EH*D-7S10A	10.0	9.6	-	-	21.2	25
														3.5	-	24.7	25
														-	1.0	22.2	25
														3.5	1.0	25.7	30
											EH*D-7S15A	15.0	14.4	-	-	27.2	30
														3.5	-	30.7	35
														-	1.0	28.2	30
														3.5	1.0	31.7	35
											EH*D-7S20A	20.0	19.2	-	-	33.2	35
														3.5	-	36.7	40
														-	1.0	34.2	35
														3.5	1.0	37.7	40
DHH0601D	208/230/1/60	1	27.1	178	1	0.33	3.5	1	1.0	6.9	-	-	-	-	-	44.2/44.2	70/70
											-	-	-	9.6/8.7	-	53.8/52.9	80/80
											-	-	-	-	2.2/1.9 (1.7/1.5)	46.4/46.1	70/70
											-	-	-	9.6/8.7	2.2/1.9 (1.7/1.5)	56.0/54.8	80/80
											EH*D-1S05A	3.8/5.0	18.1/20.8	-	-	66.8/70.3	80/90
														9.6/8.7	-	76.4/79.0	90/100
														-	2.2/1.9 (1.7/1.5)	69.0/72.2	90/90
														9.6/8.7	2.2/1.9 (1.7/1.5)	78.6/80.9	100/100
											EH*D-1S10A	7.5/10.0	36.1/41.7	-	-	89.4/96.3	100/110
														9.6/8.7	-	99.0/105	110/110
														-	2.2/1.9 (1.7/1.5)	91.6/98.2	100/110
														9.6/8.7	2.2/1.9 (1.7/1.5)	101/107	110/110
											EH*D-1S15A	11.3/15.0	54.2/62.5	-	-	112/122	125/125
														9.6/8.7	-	122/131	125/150
														-	2.2/1.9 (1.7/1.5)	114/124	125/125
														9.6/8.7	2.2/1.9 (1.7/1.5)	124/133	125/150
											EH*D-1S20A	15.0/20.0	72.2/83.3	-	-	135/148	150/150
														9.6/8.7	-	144/157	150/175
														-	2.2/1.9 (1.7/1.5)	137/150	150/175
														9.6/8.7	2.2/1.9 (1.7/1.5)	146/159	150/175
DHH0603D	208/230/3/60	1	15.2	140	1	0.33	3.5	1	1.0	6.9	-	-	-	-	-	29.4/29.4	40/40
											-	-	-	9.6/8.7	-	39.0/38.1	50/50
											-	-	-	-	2.2/1.9 (1.7/1.5)	31.6/31.3	45/45
											-	-	-	9.6/8.7	2.2/1.9 (1.7/1.5)	41.2/40.0	50/50
											EH*D-3S05A	3.8/5.0	10.4/12.0	-	-	42.4/44.4	50/50
														9.6/8.7	-	52.0/53.1	60/60
														-	2.2/1.9 (1.7/1.5)	44.6/46.3	50/50
														9.6/8.7	2.2/1.9 (1.7/1.5)	54.2/55.0	60/60
											EH*D-3S10A	7.5/10.0	20.8/24.0	-	-	55.3/59.3	60/60
														9.6/8.7	-	64.9/68.0	70/70
														-	2.2/1.9 (1.7/1.5)	57.5/61.2	60/70
														9.6/8.7	2.2/1.9 (1.7/1.5)	67.1/69.9	70/70
											EH*D-3S15A	11.3/15.0	31.3/36.1	-	-	68.5/74.5	70/80
														9.6/8.7	-	78.1/83.2	80/90
														-	2.2/1.9 (1.7/1.5)	70.7/76.4	80/80
														9.6/8.7	2.2/1.9 (1.7/1.5)	80.3/85.1	90/90
											EH*D-3S20A	14.9/19.9	41.5/47.9	-	-	81.2/89.2	90/90
														9.6/8.7	-	90.8/97.9	100/100
														-	2.2/1.9 (1.7/1.5)	83.4/91.1	90/100
														9.6/8.7	2.2/1.9 (1.7/1.5)	93.0/99.8	100/100

APPENDIX B ELECTRICAL DATA

Model Number	Electrical Rating	Compressor			Outdoor Fan Motor			Indoor Fan Motor			Optional Electric Heat			Optional Powered Convienience	Optional Power Exhaust	Power Supply	
		QTY	RLA	LRA	QTY	HP	FLA	QTY	HP	FLA	Part #	KW*	FLA	FLA	FLA	MCA	MOP
DHH0603W	208/230/3/60	1	15.2	140	1	0.33	3.5	1	2.3	7.7	-	-	-	-	-	30.2/30.2	45/45
											-	-	-	9.6/8.7	-	39.8/38.9	50/50
											-	-	-	-	2.2/1.9 (1.7/1.5)	32.4/32.1	45/45
											-	-	-	9.6/8.7	2.2/1.9 (1.7/1.5)	42.0/40.8	50/50
											EH*D-3S05A	3.8/5.0	10.4/12.0	-	-	43.2/45.2	50/50
														9.6/8.7	-	52.8/53.9	60/60
														-	2.2/1.9 (1.7/1.5)	45.4/47.1	50/50
														9.6/8.7	2.2/1.9 (1.7/1.5)	55.0/55.8	60/60
											EH*D-3S10A	7.5/10.0	20.8/24.0	-	-	56.1/60.1	60/70
														9.6/8.7	-	65.7/68.8	70/70
														-	2.2/1.9 (1.7/1.5)	58.3/62.0	60/70
														9.6/8.7	2.2/1.9 (1.7/1.5)	67.9/70.7	70/80
											EH*D-3S15A	11.3/15.0	31.3/36.1	-	-	69.3/75.3	70/80
														9.6/8.7	-	78.9/84.0	80/90
														-	2.2/1.9 (1.7/1.5)	71.5/77.2	80/80
														9.6/8.7	2.2/1.9 (1.7/1.5)	81.1/85.9	90/90
											EH*D-3S20A	14.9/19.9	41.5/47.9	-	-	82.0/90.0	90/90
														9.6/8.7	-	91.6/98.7	100/100
														-	2.2/1.9 (1.7/1.5)	84.2/91.9	90/100
														9.6/8.7	2.2/1.9 (1.7/1.5)	93.8/101	100/110
DHH0604D	460/3/60	1	7.4	54.7	1	0.33	1.6	1	1.2	2.5	-	-	-	-	-	13.3	20
											-	-	-	4.3	-	17.6	20
											-	-	-	-	0.9 (0.5)	14.2	20
											-	-	-	4.3	0.9 (0.5)	18.5	25
											EH*D-4S05A	5.0	6.0	-	-	20.8	25
														4.3	-	25.1	30
														-	0.9 (0.5)	21.7	25
														4.3	0.9 (0.5)	26.0	30
											EH*D-4S10A	10.0	12.0	-	-	28.3	30
														4.3	-	32.6	35
														-	0.9 (0.5)	29.2	30
														4.3	0.9 (0.5)	33.5	35
											EH*D-4S15A	15.0	18.0	-	-	35.9	40
														4.3	-	40.2	45
														-	0.9 (0.5)	36.8	40
														4.3	0.9 (0.5)	41.1	45
											EH*D-4S20A	20.0	24.1	-	-	43.4	45
														4.3	-	47.7	50
														-	0.9 (0.5)	44.3	45
														4.3	0.9 (0.5)	48.6	50
DHH0604W	460/3/60	1	7.4	54.7	1	0.33	1.6	1	2.3	4.5	-	-	-	-	-	15.3	20
											-	-	-	4.3	-	19.6	25
											-	-	-	-	0.9 (0.5)	16.2	20
											-	-	-	4.3	0.9 (0.5)	20.5	25
											EH*D-4S05A	5.0	6.0	-	-	22.8	25
														4.3	-	27.1	30
														-	0.9 (0.5)	23.7	25
														4.3	0.9 (0.5)	28.0	30
											EH*D-4S10A	10.0	12.0	-	-	30.3	35
														4.3	-	34.6	35
														-	0.9 (0.5)	31.2	35
														4.3	0.9 (0.5)	35.5	40
											EH*D-4S15A	15.0	18.0	-	-	37.9	40
														4.3	-	42.2	45
														-	0.9 (0.5)	38.8	40
														4.3	0.9 (0.5)	43.1	45
											EH*D-4S20A	20.0	24.1	-	-	45.4	50
														4.3	-	49.7	50
														-	0.9 (0.5)	46.3	50
														4.3	0.9 (0.5)	50.6	60

APPENDIX B ELECTRICAL DATA

Model Number	Electrical Rating	Compressor			Outdoor Fan Motor			Indoor Fan Motor			Optional Electric Heat			Optional Powered Convienience	Optional Power Exhaust	Power Supply	
		QTY	RLA	LRA	QTY	HP	FLA	QTY	HP	FLA	Part #	KW*	FLA	FLA	FLA	MCA	MOP
DHH0607D	575/3/60	1	5.6	47.8	1	0.33	1.54	1	1.2	2.0	-	-	-	-	-	10.6	15
											-	-	-	3.5	-	14.1	15
											-	-	-	-	1.0	11.6	15
											-	-	-	3.5	1.0	15.1	20
											EH*D-7S05A	5.0	4.8	-	-	16.6	20
														3.5	-	20.1	25
														-	1.0	17.6	20
														3.5	1.0	21.1	25
											EH*D-7S10A	10.0	9.6	-	-	22.6	25
														3.5	-	26.1	30
														-	1.0	23.6	25
														3.5	1.0	27.1	30
											EH*D-7S15A	15.0	14.4	-	-	28.6	30
														3.5	-	32.1	35
														-	1.0	29.6	30
														3.5	1.0	33.1	35
											EH*D-7S20A	20.0	19.2	-	-	34.6	35
														3.5	-	38.1	40
														-	1.0	35.6	40
														3.5	1.0	39.1	40
DHH0607W	575/3/60	1	5.6	47.8	1	0.33	1.54	1	2.3	3.8	-	-	-	-	-	12.4	15
											-	-	-	3.5	-	15.9	20
											-	-	-	-	1.0	13.4	15
											-	-	-	3.5	1.0	16.9	20
											EH*D-7S05A	5.0	4.8	-	-	18.4	20
														3.5	-	21.9	25
														-	1.0	19.4	20
														3.5	1.0	22.9	25
											EH*D-7S10A	10.0	9.6	-	-	24.4	25
														3.5	-	27.9	30
														-	1.0	25.4	30
														3.5	1.0	28.9	30
											EH*D-7S15A	15.0	14.4	-	-	30.4	35
														3.5	-	33.9	35
														-	1.0	31.4	35
														3.5	1.0	34.9	35
											EH*D-7S20A	20.0	19.2	-	-	36.4	40
														3.5	-	39.9	40
														-	1.0	37.4	40
														3.5	1.0	40.9	45
DHH0723D	208/230/3/60	1	16.1	155	1	0.33	2.0	1	1.2	5.0	-	-	-	-	-	27.2/27.2	40/40
											-	-	-	9.6/8.7	-	36.8/35.9	50/50
											-	-	-	-	2.2/1.9 (1.7/1.5)	29.4/29.1	40/40
											-	-	-	9.6/8.7	2.2/1.9 (1.7/1.5)	39.0/37.8	50/50
											EH*D-3S05A	3.8/5.0	10.4/12.0	-	-	40.2/42.2	50/50
														9.6/8.7	-	49.8/50.9	60/60
														-	2.2/1.9 (1.7/1.5)	42.4/44.1	50/50
														9.6/8.7	2.2/1.9 (1.7/1.5)	52.0/52.8	60/60
											EH*D-3S10A	7.5/10.0	20.8/24.0	-	-	53.1/57.1	60/60
														9.6/8.7	-	62.7/65.8	70/70
														-	2.2/1.9 (1.7/1.5)	55.3/59.0	60/60
														9.6/8.7	2.2/1.9 (1.7/1.5)	64.9/67.7	70/70
											EH*D-3S15A	11.3/15.0	31.3/36.1	-	-	66.3/72.3	70/80
														9.6/8.7	-	75.9/81.0	80/90
														-	2.2/1.9 (1.7/1.5)	68.5/74.2	70/80
														9.6/8.7	2.2/1.9 (1.7/1.5)	78.1/82.9	80/90
											EH*D-3S20A	14.9/19.9	41.5/47.9	-	-	79.0/87.0	80/90
														9.6/8.7	-	88.6/95.7	90/100
														-	2.2/1.9 (1.7/1.5)	81.2/88.9	90/90
														9.6/8.7	2.2/1.9 (1.7/1.5)	90.8/97.6	100/100
											EH*D-3S30A	22.5/30.0	62.5/72.2	-	-	105/117	110/125
														9.6/8.7	-	115/126	125/150
														-	2.2/1.9 (1.7/1.5)	108/119	110/125
														9.6/8.7	2.2/1.9 (1.7/1.5)	117/128	125/150

APPENDIX B ELECTRICAL DATA

Model Number	Electrical Rating	Compressor			Outdoor Fan Motor			Indoor Fan Motor			Optional Electric Heat			Optional Powered Convienience	Optional Power Exhaust	Power Supply	
		QTY	RLA	LRA	QTY	HP	FLA	QTY	HP	FLA	Part #	KW*	FLA	FLA	FLA	MCA	MOP
DHH0723W	208/230/3/60	1	16.1	155	1	0.33	2.0	1	2.3	7.7	-	-	-	-	-	29.9/29.9	45/45
											-	-	-	9.6/8.7	-	39.5/38.6	50/50
											-	-	-	-	2.2/1.9 (1.7/1.5)	32.1/31.8	45/45
											-	-	-	9.6/8.7	2.2/1.9 (1.7/1.5)	41.7/40.5	50/50
											EH*D-3S05A	3.8/5.0	10.4/12.0	-	-	42.9/44.9	50/50
														9.6/8.7	-	52.5/53.6	60/60
														-	2.2/1.9 (1.7/1.5)	45.1/46.8	50/50
														9.6/8.7	2.2/1.9 (1.7/1.5)	54.7/55.5	60/60
											EH*D-3S10A	7.5/10.0	20.8/24.0	-	-	55.8/59.8	60/60
														9.6/8.7	-	65.4/68.5	70/70
														-	2.2/1.9 (1.7/1.5)	58.0/61.7	60/70
														9.6/8.7	2.2/1.9 (1.7/1.5)	67.6/70.4	70/80
											EH*D-3S15A	11.3/15.0	31.3/36.1	-	-	69.0/75.0	70/80
														9.6/8.7	-	78.6/83.7	80/90
														-	2.2/1.9 (1.7/1.5)	71.2/76.9	80/80
														9.6/8.7	2.2/1.9 (1.7/1.5)	80.8/85.6	90/90
											EH*D-3S20A	14.9/19.9	41.5/47.9	-	-	81.7/89.7	90/90
														9.6/8.7	-	91.3/98.4	100/100
														-	2.2/1.9 (1.7/1.5)	83.9/91.6	90/100
														9.6/8.7	2.2/1.9 (1.7/1.5)	93.5/100	100/110
											EH*D-3S30B	22.5/30.0	62.5/72.2	-	-	108/120	110/125
														9.6/8.7	-	118/129	125/150
														-	2.2/1.9 (1.7/1.5)	110/122	125/125
														9.6/8.7	2.2/1.9 (1.7/1.5)	120/131	125/150
DHH0724D	460/3/60	1	7.0	70.8	1	0.33	0.85	1	1.2	2.5	-	-	-	-	-	12.2	15
											-	-	-	4.3	-	16.5	20
											-	-	-	-	0.9 (0.5)	13.1	15
											-	-	-	4.3	0.9 (0.5)	17.4	20
											EH*D-4S05A	5.0	6.0	-	-	19.7	25
														4.3	-	24.0	25
														-	0.9 (0.5)	20.6	25
														4.3	0.9 (0.5)	24.9	30
											EH*D-4S10A	10.0	12.0	-	-	27.2	30
														4.3	-	31.5	35
														-	0.9 (0.5)	28.1	30
														4.3	0.9 (0.5)	32.4	35
											EH*D-4S15A	15.0	18.0	-	-	34.7	35
														4.3	-	39.0	40
														-	0.9 (0.5)	35.6	40
														4.3	0.9 (0.5)	39.9	40
											EH*D-4S20A	20.0	24.1	-	-	42.2	45
														4.3	-	46.5	50
														-	0.9 (0.5)	43.1	45
														4.3	0.9 (0.5)	47.4	50
											EH*D-4S30A	30.0	36.1	-	-	57.3	60
														4.3	-	61.6	70
														-	0.9 (0.5)	58.2	60
														4.3	0.9 (0.5)	62.5	70
DHH0724W	460/3/60	1	7.0	70.8	1	0.33	0.85	1	2.3	4.5	-	-	-	-	-	14.2	20
											-	-	-	4.3	-	18.5	25
											-	-	-	-	0.9 (0.5)	15.1	20
											-	-	-	4.3	0.9 (0.5)	19.4	25
											EH*D-4S05A	5.0	6.0	-	-	21.7	25
														4.3	-	26.0	30
														-	0.9 (0.5)	22.6	25
														4.3	0.9 (0.5)	26.9	30
											EH*D-4S10A	10.0	12.0	-	-	29.2	30
														4.3	-	33.5	35
														-	0.9 (0.5)	30.1	35
														4.3	0.9 (0.5)	34.4	35
											EH*D-4S15A	15.0	18.0	-	-	36.7	40
														4.3	-	41.0	45
														-	0.9 (0.5)	37.6	40
														4.3	0.9 (0.5)	41.9	45
											EH*D-4S20A	20.0	24.1	-	-	44.2	45
														4.3	-	48.5	50
														-	0.9 (0.5)	45.1	50
														4.3	0.9 (0.5)	49.4	50
											EH*D-4S30B	30.0	36.1	-	-	59.3	60
														4.3	-	63.6	70
														-	0.9 (0.5)	60.2	70
														4.3	0.9 (0.5)	64.5	70

APPENDIX B ELECTRICAL DATA

Model Number	Electrical Rating	Compressor			Outdoor Fan Motor			Indoor Fan Motor			Optional Electric Heat			Optional Powered Convienience	Optional Power Exhaust	Power Supply	
		QTY	RLA	LRA	QTY	HP	FLA	QTY	HP	FLA	Part #	KW*	FLA	FLA	FLA	MCA	MOP
DHH0727D	575/3/60	1	6.0	58.2	1	0.33	0.67	1	1.2	2.0	-	-	-	-	-	10.2	15
											-	-	-	3.5	-	13.7	15
											-	-	-	-	1.0	11.2	15
											-	-	-	3.5	1.0	14.7	20
											EH*D-7S05A	5.0	4.8	-	-	16.2	20
														3.5	-	19.7	20
														-	1.0	17.2	20
														3.5	1.0	20.7	25
											EH*D-7S10A	10.0	9.6	-	-	22.2	25
														3.5	-	25.7	30
														-	1.0	23.2	25
														3.5	1.0	26.7	30
											EH*D-7S15A	15.0	14.4	-	-	28.2	30
														3.5	-	31.7	35
														-	1.0	29.2	30
														3.5	1.0	32.7	35
											EH*D-7S20A	20.0	19.2	-	-	34.2	35
														3.5	-	37.7	40
														-	1.0	35.2	40
														3.5	1.0	38.7	40
											EH*D-7S30A	30.0	28.9	-	-	46.3	50
														3.5	-	49.8	50
														-	1.0	47.3	50
														3.5	1.0	50.8	60
DHH0727W	575/3/60	1	6.0	58.2	1	0.33	0.67	1	2.3	3.8	-	-	-	-	-	12.0	15
											-	-	-	3.5	-	15.5	20
											-	-	-	-	1.0	13.0	15
											-	-	-	3.5	1.0	16.5	20
											EH*D-7S05A	5.0	4.8	-	-	18.0	20
														3.5	-	21.5	25
														-	1.0	19.0	20
														3.5	1.0	22.5	25
											EH*D-7S10A	10.0	9.6	-	-	24.0	25
														3.5	-	27.5	30
														-	1.0	25.0	30
														3.5	1.0	28.5	30
											EH*D-7S15A	15.0	14.4	-	-	30.0	35
														3.5	-	33.5	35
														-	1.0	31.0	35
														3.5	1.0	34.5	35
											EH*D-7S20A	20.0	19.2	-	-	36.0	40
														3.5	-	39.5	40
														-	1.0	37.0	40
														3.5	1.0	40.5	45
											EH*D-7S30B	30.0	28.9	-	-	48.1	50
														3.5	-	51.6	60
														-	1.0	49.1	50
														3.5	1.0	52.6	60

APPENDIX C UNIT DIMENSIONS

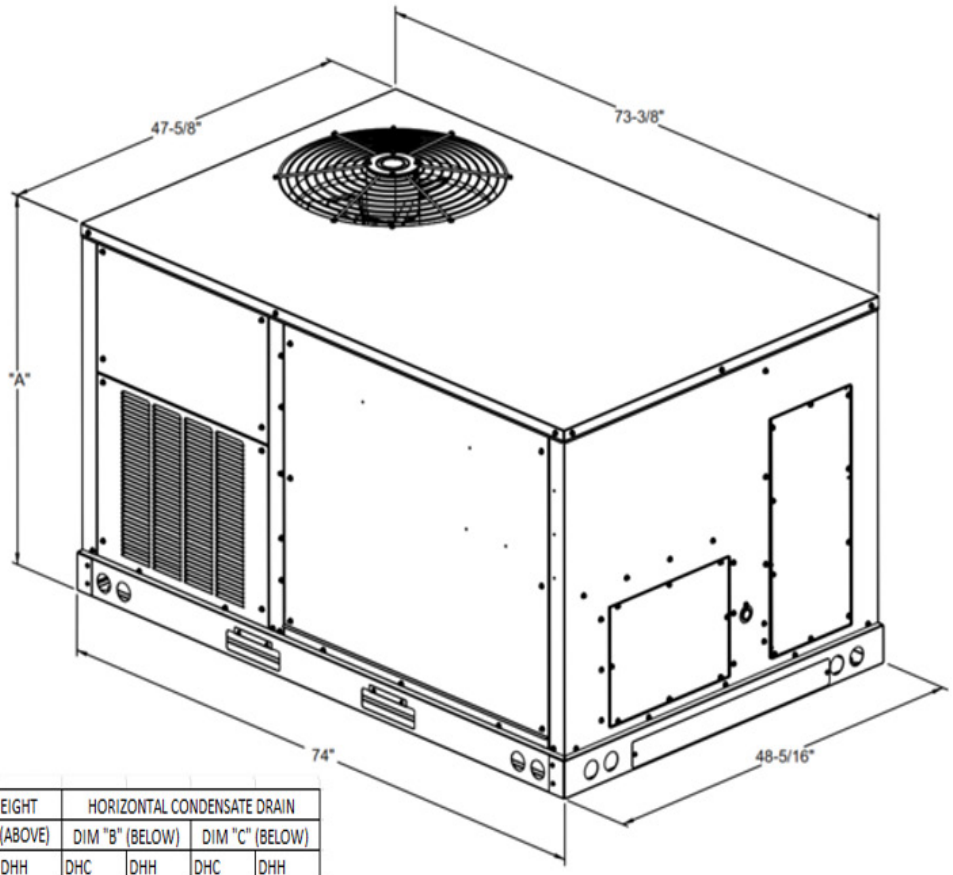

Tonnage	UNIT HEIGHT		HORIZONTAL CONDENSATE DRAIN			
	DIM "A" (ABOVE)		DIM "B" (BELOW)		DIM "C" (BELOW)	
	DHC	DHH	DHC	DHH	DHC	DHH
3 TON	40"	43-1/2"	20"		15"	8-1/8"
4 TON	43-1/2"				8-1/8"	
5 TON						
6 TON	54"				15"	

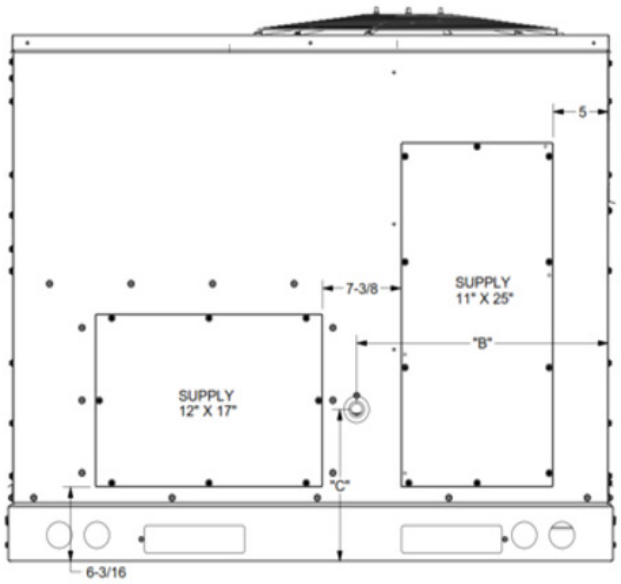

HORIZONTAL DISCHARGE

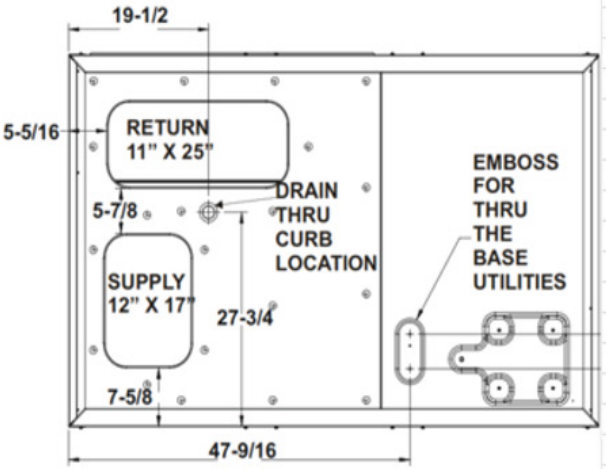

BOTTOM VIEW OF UNIT

VERTICAL DISCHARGE

NOTE: REFER TO IOD-7082 INCLUDED IN THE LITERATURE PACK FOR INSTALLING HORIZONTAL DUCT COVERS.

APPENDIX D AIR FLOW FOR ELECTRIC HEAT

AIR FLOW FOR ELECTRIC HEAT

UNIT	HEATER KIT MODEL NUMBER	kW	MINIMUM CFM	MAXIMUM CFM
3 ton AC STD Static	EH*D-*S05A	5	1325	1500
	EH*D-*S10A	10		
	EH*D-*S15A	15		
3 ton HP STD Static	EH*D-*S05A	5		
	EH*D-*S10A	10		
	EH*D-*S15A	15		
3 ton AC HI Static	EH*D-*S05A	5		
	EH*D-*S10A	10		
	EH*D-*S15A	15		
3 ton HP HI Static	EH*D-*S05A	5		
	EH*D-*S10A	10		
	EH*D-*S15A	15		
4 ton AC STD Static	EH*D-*S05A	5	1600	2000
	EH*D-*S10A	10		
	EH*D-*S15A	15		
	EH*D-*S20A	20		
4 ton HP STD Static	EH*D-*S05A	5		
	EH*D-*S10A	10		
	EH*D-*S15A	15		
	EH*D-*S20A	20		
4 ton AC HI Static	EH*D-*S05A	5		
	EH*D-*S10A	10		
	EH*D-*S15A	15		
	EH*D-*S20A	20		
4 ton HP HI Static	EH*D-*S05A	5		
	EH*D-*S10A	10		
	EH*D-*S15A	15		
	EH*D-*S20A	20		
5 ton AC STD Static	EH*D-*S05A	5	1900	2500
	EH*D-*S10A	10		
	EH*D-*S15A	15		
	EH*D-*S20A	20		
5 ton HP STD Static	EH*D-*S05A	5		
	EH*D-*S10A	10		
	EH*D-*S15A	15		
	EH*D-*S20A	20		
5 ton AC HI Static	EH*D-*S05A	5		
	EH*D-*S10A	10		
	EH*D-*S15A	15		
	EH*D-*S20A	20		
5 ton HP HI Static	EH*D-*S05A	5		
	EH*D-*S10A	10		
	EH*D-*S15A	15		
	EH*D-*S20A	20		
6 ton AC/HP STD Static	EH*D-*S05A	5	2100	3000
	EH*D-*S10A	10		
	EH*D-*S15A	15		
	EH*D-*S20A	20		
	EH*D-*S30A	30		
6 ton AC/HP HI Static	EH*D-*S05A	5	2175	
	EH*D-*S10A	10		
	EH*D-*S15A	15		
	EH*D-*S20A	20		
	EH*D-*S30B	30		

HEATER KIT MODEL NUMBER NOMENCLATURE

EH	X	D	-	3	S	15	A
1,2	3	4	-	5	6	7,8	9

Electric Heater

Heater Type

X	Staged
S	SCR (modulating)

Drive System

D	Direct Drive

Voltage

1	208-230/1/60	Single phase 60 Hz
3	208-230/3/60	Three phase 60 Hz
4	460/3/60	Three phase 60 Hz
7	575/3/60	Three phase 60 Hz

Chassis

S	Small
M	Medium
L	Large

Kilowatt

05	05 KW
10	10 KW
15	15 KW
18	18 KW
20	20 KW
30	30 KW

Limit Configuration

None	Line Break
A	Pilot duty Config 1
B	Pilot duty Config 2
C	Pilot duty Config 3
D	Pilot duty Config 4

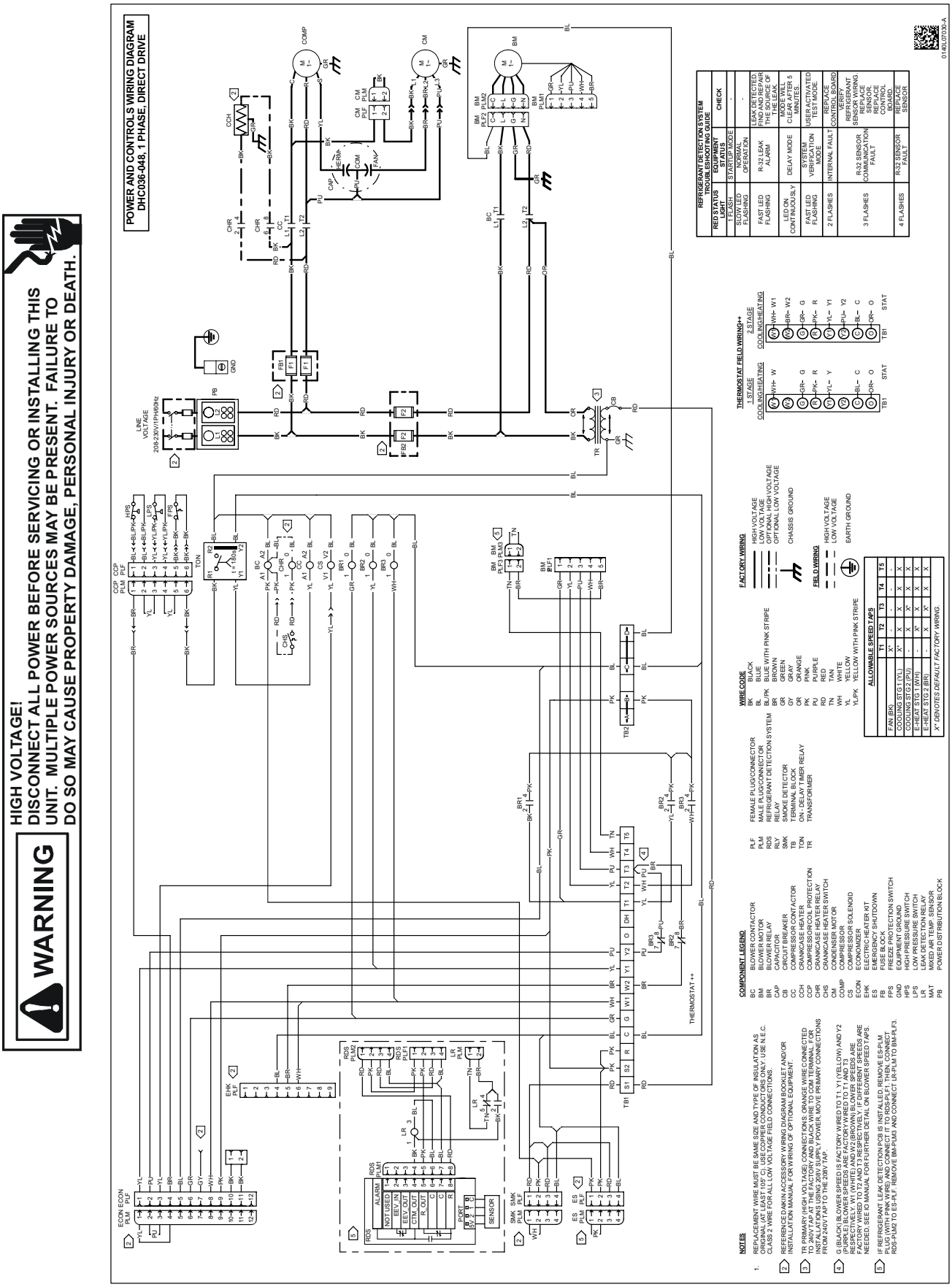

Wiring is subject to change. Always refer to the wiring diagram on the unit for the most up-to-date wiring.

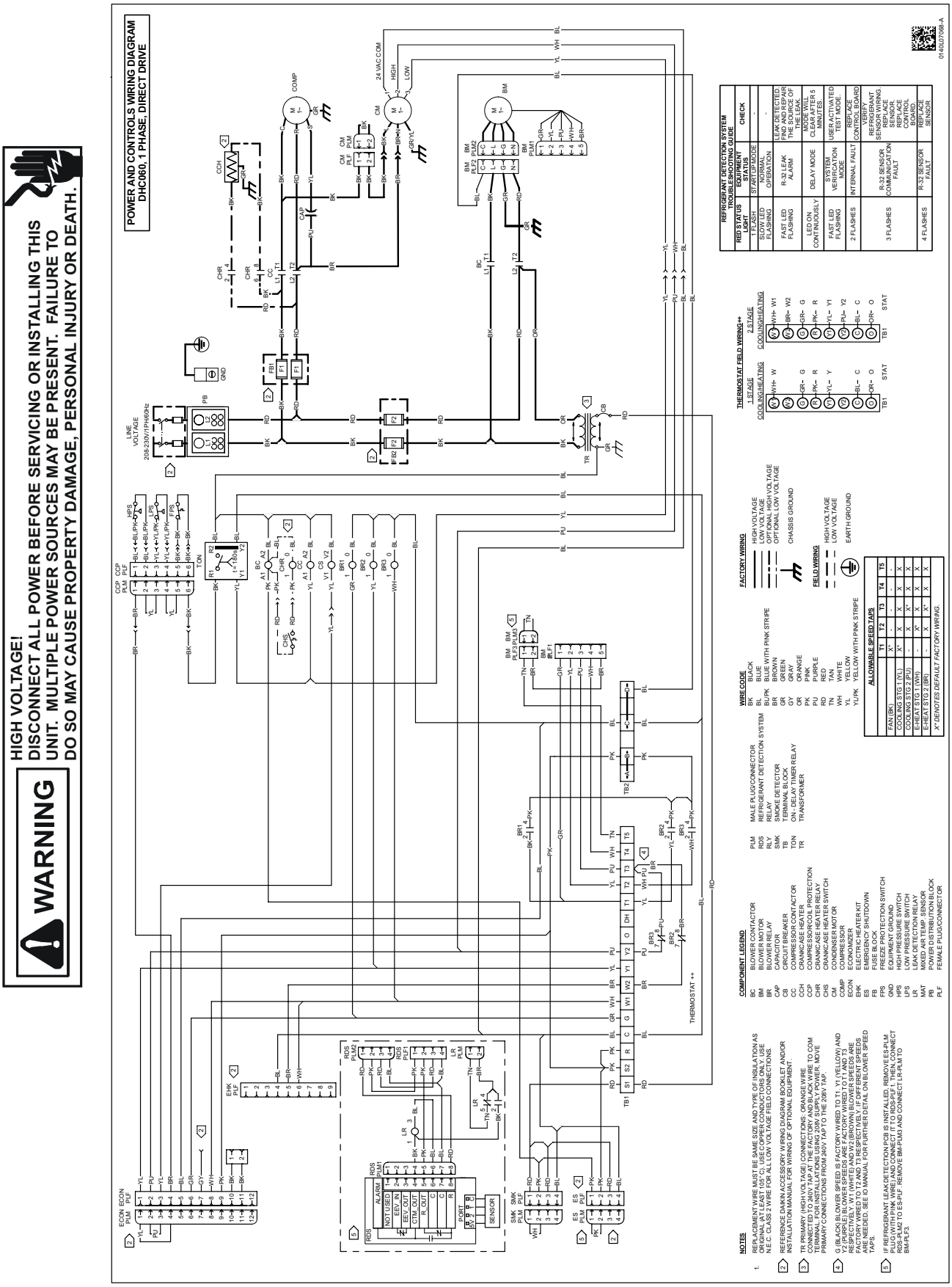

Wiring is subject to change. Always refer to the wiring diagram on the unit for the most up-to-date wiring.

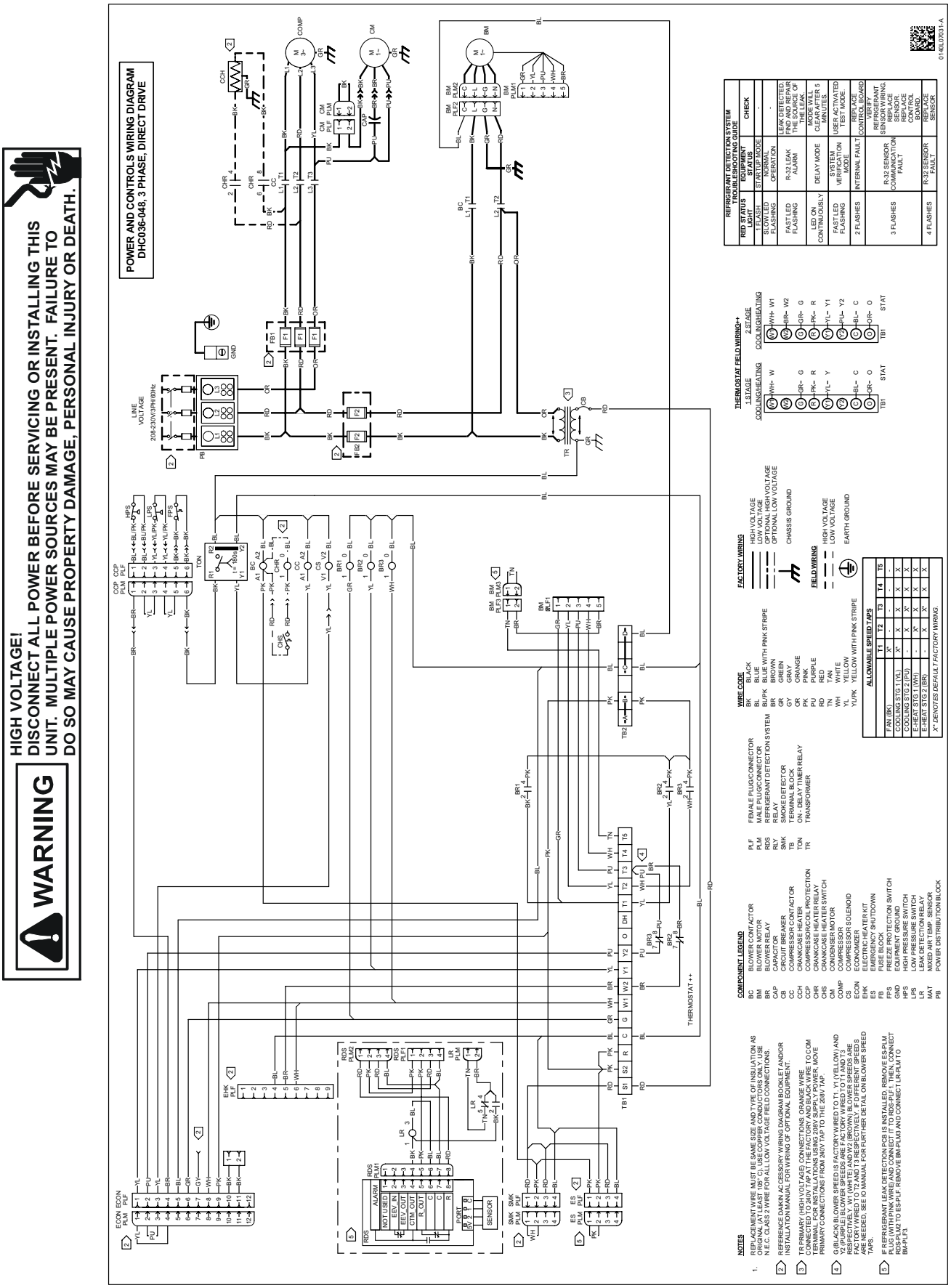

Wiring is subject to change. Always refer to the wiring diagram on the unit for the most up-to-date wiring.