MXZ-2C20NAHZ4
1.66-TON MULTI-ZONE INVERTER HEAT-PUMP SYSTEM

Job Name:	
System Reference:	Date:

FEATURES

- Variable speed INVERTER-driven compressor
- Built-in base pan heater
- Quiet outdoor unit operation as low as 54 dB(A)
- High-pressure protection
- Compressor thermal protection
- Compressor overcurrent detection
- Fan motor overheating/voltage protection
- Hyper-heating performance offers 100% heating capacity at 5°F and 93% heating capacity at -13°F
- Blue Fin anti-corrosion treatment applied to the outdoor unit heat exchanger for increased coil protection and longer life
  - Rated for 2,000 hours spraying time per ASTM B117 Standard

ENERGY STAR products are third-party certified by an EPA-recognized Certification Body.

Specifications are subject to change without notice.

© 2023 Mitsubishi Electric Trane HVAC US LLC. All rights reserved.

SPECIFICATIONS: MXZ-2C20NAHZ4

Cooling[1] (Non-Ducted // Mix (Low-static) // Ducted (Low-static) | Mix (High-static) // Ducted (High-static))	Maximum Capacity	BTU/H	20,000 // 20,000 // 20,000 | 20,000 // 20,000
	Rated Capacity	BTU/H	18,000 // 19,000 // 20,000 | 19,000 // 20,000
	Minimum Capacity	BTU/H	12,600 // 12,600 // 12,600 | 14,300 // 16,000
	Maximum Power Input	W	2,680 // 2,680 // 2,680 | 2,750 // 2,820
	Rated Power Input	W	1,334 // 1,577 // 1,819 | 1,577 // 1,819
	Power Factor (208V, 230V)	%	99.0, 99.0 // 99.0, 99.0 // 99.0, 99.0 | 99.0, 99.0 // 99.0, 99.0
Heating at 47°F[2] (Non-Ducted // Mix (Low-static) // Ducted (Low-static) | Mix (High-static) // Ducted (High-static))	Maximum Capacity	BTU/H	25,500 // 25,500 // 25,500 | 25,500 // 25,500
	Rated Capacity	BTU/H	22,000 // 22,000 // 22,000 | 22,000 // 22,000
	Minimum Capacity	BTU/H	11,400 // 11,400 // 11,400 | 13,850 // 16,300
	Maximum Power Input	W	3,650 // 3,650 // 3,650 | 3,808 // 3,965
	Rated Power Input	W	1,612 // 1,681 // 1,750 | 1,681 // 1,750
	Power Factor (208V, 230V)	%	99.0, 99.0 // 99.0, 99.0 // 99.0, 99.0 | 99.0, 99.0 // 99.0, 99.0
Heating at 17°F[3] (Non-Ducted // Mix (Low-static) // Ducted (Low-static) | Mix (High-static) // Ducted (High-static))	Maximum Capacity	BTU/H	22,000 // 22,000 // 22,000| 22,000 // 22,000
	Rated Capacity	BTU/H	13,700 // 13,700 // 13,700 | 13,700 // 13,700
	Maximum Power Input	W	3,071 // 3,148 // 3,224 | 3,308 // 3,545
	Rated Power Input	W	1,450 // 1,519 // 1,588 | 1,650 // 1,850
Heating at 5°F[4] (Non-Ducted // Mix (Low-static) // Ducted (Low-static) | Mix (High-static) // Ducted (High-static))	Maximum Capacity	BTU/H	22,000 // 22,000 // 22,000 | 22,000 // 22,000
	Maximum Power Input	W	3,410 // 3,547 // 3,684 | 3,547 // 3,684
Efficiency (Non-Ducted // Mix (Low-static) // Ducted (Low-static) | Mix (High-static) // Ducted (High-static))	SEER2		17.0 // 16.5 // 16.0 | 15.65 // 14.3
	EER2[1]		13.5 // 12.25 // 11.0 | 12.25 // 11.0
	HSPF2 (IV)		10.0 // 9.35 // 8.7 | 8.95 // 7.9
	COP at 47°F[2]		4.0 // 3.83 // 3.68 | 3.84 // 3.68
	COP at 17°F at Maximum Capacity[3]		2.1 // 2.04 // 2.0 | 1.96 // 1.82
	COP at 5°F at Maximum Capacity[4]		1.89 // 1.77 // 1.75 | 1.82 // 1.75
	ENERGY STAR® Certified		Yes // Yes // No | Yes // No
Electrical	Electrical Power Requirements	Voltage, Phase, Frequency	208/230, 1, 60
	Guaranteed Voltage Range	V AC	187-253
	Voltage: Indoor - Outdoor, S1-S2	V AC	208/230
	Voltage: Indoor - Outdoor, S2-S3	V DC	24
	Short-circuit Current Rating (SCCR)	kA	5
	Recommended Fuse/Breaker Size	A	40
	Recommended Wire Size (Indoor - Outdoor)	AWG	14
	Minimum Circuit Ampacity	A	26.9
	Maximum Overcurrent Protection	A	40
	Fan Motor Full Load Amperage	A	2.43
Outdoor unit	Airflow Rate (Cooling / Heating)	CFM	2,150 / 2,550
	Refrigerant Control		LEV
	Defrost Method		Reverse Cycle
	Heat Exchanger Type		Plate Fin Coil
	Heat Exchanger Coating		Blue Fin Coating
	Sound Pressure Level, Cooling[1]	dB(A)	54
	Sound Pressure Level, Heating[2]	dB(A)	58
	Compressor Type		DC INVERTER-driven Twin Rotary
	Compressor Model		MNB33FBTMC
	Compressor Rated Load Amps	A	17.1
	Compressor Locked Rotor Amps	A	28.8
	Compressor Oil Type // Charge	oz.	FV50S // 37.2
	Base Pan Heater		Optional
	Unit Dimensions	W: In. [mm]	37-13/32 [950]
		D: In. [mm]	13 [330]
		H: In. [mm]	41-17/64 [1,048]
	Package Dimensions	W: In. [mm]	41-3/8 [1,050]
		D: In. [mm]	17-3/8 [440]
		H: In. [mm]	48-7/16 [1,230]
	Unit Weight	Lbs.[kg]	187 [85]
	Package Weight	Lbs.[kg]	216 [98]
Outdoor unit operating temperature range	Cooling Intake Air Temp (Maximum / Minimum[*A])	°FDB	115 / 14
	Cooling Thermal Lock-out / Re-start Temperatures	°FDB	10.4 / 14
	Heating Intake Air Temp (Maximum / Minimum)	°FWB	65 / -13
	Heating Thermal Lock-out / Re-start Temperatures	°FDB	-22.5/-14 F

NOTES:

AHRI Rated Conditions (Rated data is determined at a fixed compressor speed)
[1]Cooling (Indoor // Outdoor) °F 80 DB, 67 WB // 95 DB, 75 WB
[2]Heating at 47°F (Indoor // Outdoor) °F 70 DB, 60 WB // 47 DB, 43 WB
[3]Heating at 17°F (Indoor // Outdoor) °F 70 DB, 60 WB // 17 DB, 15 WB

Conditions [4]Heating at 5°F (Indoor // Outdoor) °F 70 DB, 60 WB // 5 DB, 4 WB

[*]Applications should be restricted to comfort cooling only; equipment cooling applications are not recommended for low ambient temperature conditions.
[*A] 5°F DB - 115°F DB when optional wind baffles are installed

For actual capacity performance based on indoor unit type and number of indoor units connected, please refer to MXZ Operational Performance.
Although the maximum connectable capacity is 130%, the outdoor unit cannot provide more than 100% of the rated capacity. Please utilize this over capacity capability for load shedding or applications where it is known that all connected units will NOT be operating at the same time.

Low, mid and high external static pressure tests conducted at 0.1, 0.3 and 0.5 in.w.g. respectively, according to AHRI 210/240. The external static pressures utilized have no bearing on the capabilities of the indoor unit; please refer to the indoor unit manual to select the correct external static pressure setting for the application.

Specifications are subject to change without notice.

© 2023 Mitsubishi Electric Trane HVAC US LLC. All rights reserved.

SPECIFICATIONS: MXZ-2C20NAHZ4

Refrigerant	Type		R410A
	Pre-Charged Refrigerant Amount	Lbs, oz	8.0, 13.0
	Maximum Pre-Charged Piping Length	Ft. [m]	98.0 [30.0]
	Additional Refrigerant Charge Per Additional Piping Length	oz./Ft. [g/m]	0.216 [20]
Indoor unit connection	Maximum Number of Connected IDU		2
	Minimum Number of Connected IDU		2
	Minimum connected capacity	BTU/H	12,000
	Maximum connected capacity	BTU/H	24,000
Piping	Liquid Pipe Size O.D. (Flared)	In.[mm]	A,B: 1/4 [A,B: 6.35]
	Gas Pipe Size O.D. (Flared)	In.[mm]	A,B: 3/8 [A,B: 9.52]
	Total Piping Length	Ft. [m]	164 [50]
	Maximum Height Difference, ODU above IDU	Ft. [m]	49 [15]
	Maximum Height Difference, ODU below IDU	Ft. [m]	49 [15]
	Farthest Piping Length from ODU to IDU	Ft. [m]	82 [25]
	Maximum Number of Bends for IDU		50

NOTES:

AHRI Rated Conditions [1]Cooling (Indoor // Outdoor) °F 80 DB, 67 WB // 95 DB, 75 WB
(Rated data is determined at a fixed compressor speed) [2]Heating at 47°F (Indoor // Outdoor) °F 70 DB, 60 WB // 47 DB, 43 WB
[3]Heating at 17°F (Indoor // Outdoor) °F 70 DB, 60 WB // 17 DB, 15 WB

Conditions [4]Heating at 5°F (Indoor // Outdoor) °F 70 DB, 60 WB // 5 DB, 4 WB

*Applications should be restricted to comfort cooling only; equipment cooling applications are not recommended for low ambient temperature conditions.
*^ 5°F DB - 115°F DB when optional wind baffles are installed

For actual capacity performance based on indoor unit type and number of indoor units connected, please refer to MXZ Operational Performance.
Although the maximum connectable capacity is 130%, the outdoor unit cannot provide more than 100% of the rated capacity. Please utilize this over capacity capability for load shedding or applications where it is known that all connected units will NOT be operating at the same time.

Low, mid and high external static pressure tests conducted at 0.1, 0.3 and 0.5 in.w.g. respectively, according to AHRI 210/240. The external static pressures utilized have no bearing on the capabilities of the indoor unit; please refer to the indoor unit manual to select the correct external static pressure setting for the application.

© 2023 Mitsubishi Electric Trane HVAC US LLC. All rights reserved.

OUTDOOR UNIT ACCESSORIES: MXZ-2C20NAHZ4

Air Outlet Guide	Air Outlet Guide (1 Piece)	☐ PAC-SH96SG-E
Ball Valve	Refrigeration Ball Valve - 1/2”	☐ BV12FFSI2
	Refrigeration Ball Valve - 1/4”	☐ BV14FFSI2
	Refrigeration Ball Valve - 3/8”	☐ BV38FFSI2
	Refrigeration Ball Valve - 5/8”	☐ BV58FFSI2
Drain Socket	Drain Socket	☐ PAC-SG60DS-E
Hail Guards	Hail Guard	☐ HG-A1
M-NET Converter	M-NET Converter	☐ PAC-IF01MNT-E
Mini-Split Wire	14 Gauge, 4 wire MiniSplit Cable—250 ft. roll	☐ S144-250
	14 Gauge, 4 wire MiniSplit Cable—250 ft. roll	☐ SW144-250
	14 Gauge, 4 wire MiniSplit Cable—50 ft. roll	☐ S144-50
	14 Gauge, 4 wire MiniSplit Cable—50 ft. roll	☐ SW144-50
	16 Gauge, 4 wire MiniSplit Cable—250 ft. roll	☐ S164-250
	16 Gauge, 4 wire MiniSplit Cable—250 ft. roll	☐ SW164-250
	16 Gauge, 4 wire MiniSplit Cable—50 ft. roll	☐ S164-50
	16 Gauge, 4 wire MiniSplit Cable—50 ft. roll	☐ SW164-50
Mounting Pad	Condensing Unit Mounting Pad: 16” x 36” x 3”	☐ ULTRILITE1
	Outdoor Unit 3-1/4 inch Mounting Base (Pair) - Plastic	☐ DSD-400P
Port Adaptor	Adaptor: 1/2” x 3/8”	☐ MAC-A455JP-E
	Adaptor: 1/2” x 5/8”	☐ MAC-A456JP-E
	Adaptor: 3/8” x 1/2”	☐ MAC-A454JP-E
	Adaptor: 3/8” x 5/8”	☐ PAC-SG76RJ-E
Stand	18” Single Fan Stand	☐ QSMS1801M
	24” Single Fan Stand	☐ QSMS2401M
	Condenser Wall Bracket	☐ QSWB2000M-1
	Condenser Wall Bracket - Stainless Steel Finish	☐ QSWBSS
	Outdoor Unit Stand — 12” High	☐ QSMS1201M

© 2023 Mitsubishi Electric Trane HVAC US LLC. All rights reserved.

OUTDOOR UNIT DIMENSIONS: MXZ-2C20NAHZ4

Unit: inch (mm)

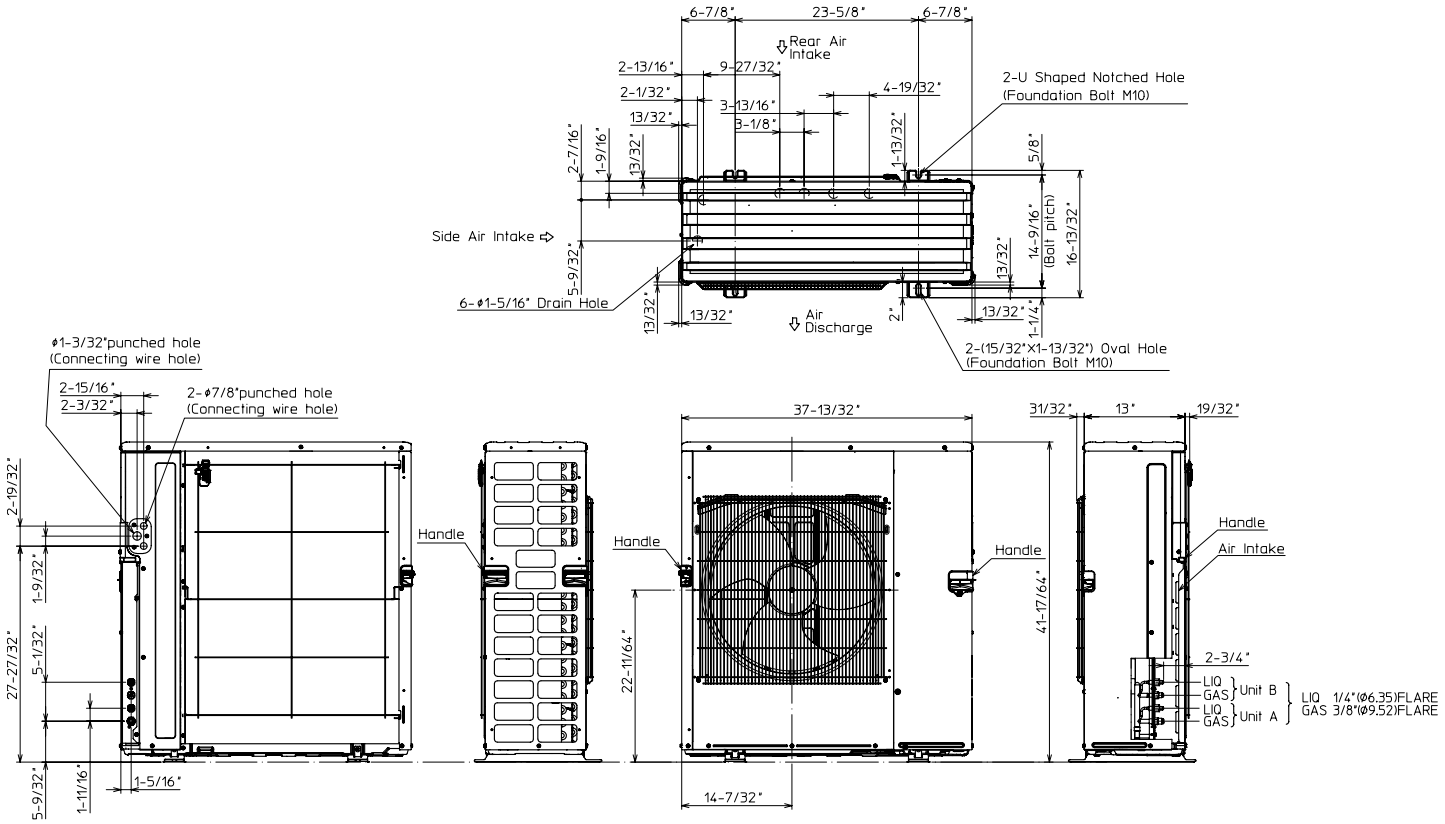

1.FREE SPACE

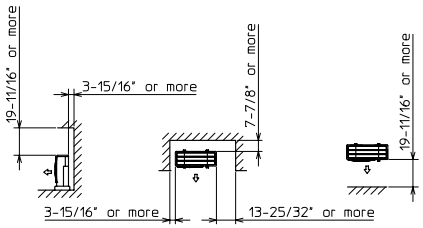

2.SERVICE SPACE

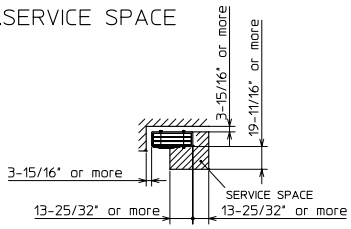

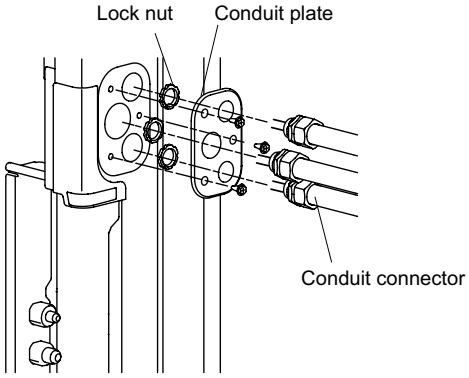

1340 Satellite Boulevard Suwanee, GA 30024
Toll Free: 800-433-4822 www.mehvac.com

FORM# MXZ-2C20NAHZ4 - 202311

Specifications are subject to change without notice.

© 2023 Mitsubishi Electric Trane HVAC US LLC. All rights reserved.